


The City of Anderson Police Department

Mission Statement

The mission of the Anderson City Police Department is to serve the public, protect the innocent, and enforce city, state, and federal statutes within the city limits of Anderson, South Carolina. This is accomplished through a comprehensive Total Quality Management process which emphasizes a team approach geared toward the protection of life, liberty, and property, the preservation of peace, and the prevention of crime. Each operational area - Uniformed Patrol, Community Patrol, Traffic, Detectives, and Vice/Narcotics - will work together in a responsible and professional manner in order to promote an environment in which all citizens will be able to live peacefully, work diligently, enjoy recreational activities, and be safe from threat of harm.



Fiscal Year 2008 Call for Service Summary¹

1. During Fiscal Year 2008 (July 1, 2007 – June 30, 2008)² the City of Anderson Police Department handled a total of 70,215 calls-for-service, up 9.1% from 64,337 in Fiscal-Year 2007.
2. For FY08, the average number of calls per month was 5851.25, up 489.83 from 5361.42 in FY07.
3. The average number of calls per day was 191.84, up 15.57 (+8.8%) from 176.27 in Fiscal Year 2007.
4. Officers investigated or were dispatched to “suspicious persons” 4,223 times, up 182 (+4.5%) from 4,041 in FY07.
5. Officers were dispatched to 1208 civil disputes or civil disturbances, up 275 (+29.5%) from 933 in FY07.
6. The department was dispatched to 1,806 traffic crashes, up 176, up 10.8% from 1,630 FY 2007.
 - a. Traffic crashes were 1,585, up 145 (+10.1%) from 1,440 in FY07.
 - b. Hit & Runs were 221, up 31 (+16.3%) from 190 in FY07.
7. Total traffic stops were 13,413, up 3,450 (+34.6%) from 9,963 in FY07.
 - a. Actual traffic stops were 11,406, up 3,233 (+39.6%) from 8,173 in FY07.
 - b. Suspicious vehicles were stopped 2,007 times, up 217 (+12.1%) from 1,790 in FY07.
 - c. In addition to the above figures, in FY08, officers made 445 stops of vehicles suspected of intoxicated driving and assisted motorists 693 times. The FY07 figures were 258 and 740 respectively.
8. For additional statistics see our website at Andersonpd.com.

¹ Unless otherwise noted, call-for-service analysis is based upon Central Dispatch CAD data.

² The yearly information listed in this report will be based upon the fiscal year except as otherwise noted. The Fiscal Year ends June 30. FY08 is from July 1, 2007 – June 30, 2008.

I. City of Anderson Police Department Overview

The City of Anderson Police Department’s jurisdiction serves approximately 26,326 city residents³ within an area that is approximately 15.1 square miles and contains 203 miles of linear roadway on 520 streets and roads. As of June 30, 2008 the department consisted of 91 Sworn Officers – including four sworn personnel who were assigned to the detention center - and 46 support personnel. Of these 137 personnel, 127 were full time, 9 were part time and 1 was unpaid. (These figures do not include the reserve force.) The police department’s total contribution to the city in cash and in-kind support for FY08 was \$4,769,976.⁴

The \$4,769,976 consisted of a “hard cash” (budget offsetting) contribution by the department of \$2,582,491 and an in-kind cash, equipment & services contribution valued at \$2,187,485. The *department generated* portion of the “hard cash” contribution was \$1,963,260. Grant awards contributed an additional \$611,077. Additionally, \$8,154 of extra-duty work was passed through the city, offsetting the overall budget by that amount. For more information concerning the cash and in-kind contributions, please refer to the appendix.

During FY08, personnel of the City of Anderson Police Department handled 70,215 calls-for-service, documented 7,173 incidents⁵ on 5,848 incident reports, responded to 1,806 traffic crashes (1,585 wrecks and 221 hit & runs), made 2,993⁶ criminal charges, wrote 451 parking tickets and issued 10,392 traffic citations⁷.

FY08’s 2,993 criminal charges were filed against 1,672 defendants, roughly 1.79 per perpetrator (a.k.a. “defendant”). The 10,392 traffic charges were levied against 7,437 violators, roughly 1.40 citations per violator. The following table depicts the charges, by type, and the number of defendants by fiscal year since FY04.⁸

Charges by APD Personnel	Criminal			Traffic			Total		
	Charges	Def	Avg/Def	Charges	Def	Avg/Def	Charges	Def	Avg/Def
Fiscal Year 2008	2,993	1,672	1.79	10,392	7,437	1.40	13,385	8,598	1.56
Fiscal Year 2007	2,410	1,353	1.78	7,133	5,236	1.36	9,543	6,269	1.52
Fiscal Year 2006	2,748	1,486	1.85	6,654	4,667	1.43	9,402	5,793	1.62
Fiscal Year 2005	2,085	1,224	1.70	6,408	4,463	1.44	8,493	5,347	1.59
Fiscal Year 2004	2,006	1,140	1.76	9,053	6,202	1.46	11,059	7,036	1.57

Compared to fiscal year 2007, in fiscal year 2008, calls-for-service increased 9.1% from 64,337 in fiscal year 2007, documented incidents (as federally classified) increased 17.6% from 6,105 in fiscal year 2007, written incident reports increased 15.2% from

³ Crime in the United States 2007. United States Department of Justice (FBI). Table 8.

⁴ Some financial figures referenced in this report may be un-audited.

⁵ Federal Classification Occurrences reported a maximum of 1x per incident report.

⁶ Includes all criminal charges filed by the City of Anderson Police Department personnel in both City Court and General Sessions Court. Excludes charges filed by non APD persons or entities.

⁷ Figures for traffic citations includes one written by reserve police.

⁸ Data is derived from the City of Anderson Municipal Court “JEMS” Data Base.

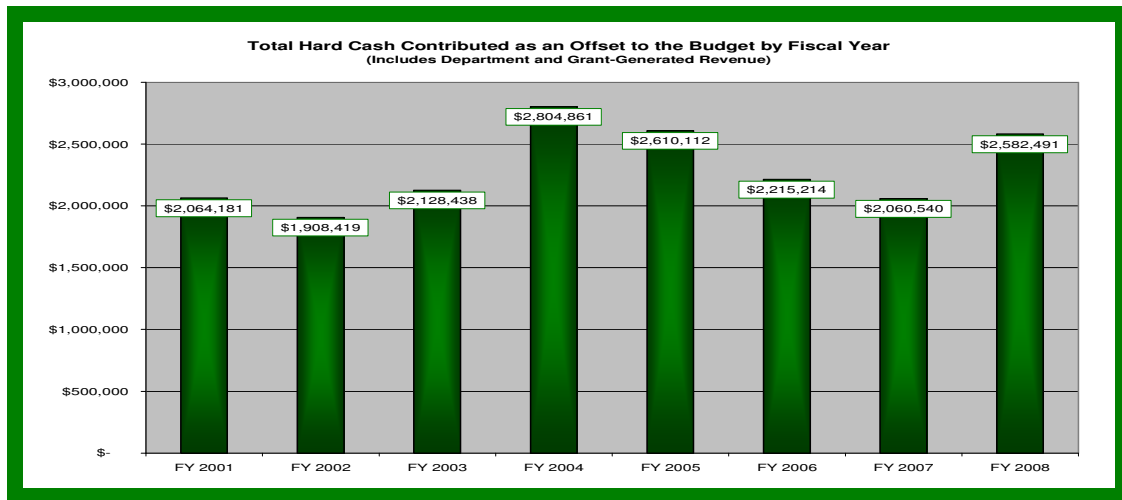
5,075 in fiscal year 2007, traffic crashes increased 10.8% from 1,630 in fiscal year 2007, criminal charges that were filed by department personnel increased 24.2% from 2,410 in fiscal year 2007, parking tickets decreased 4.0% from 470 in fiscal year 2007 and traffic citations increased 45.7% from 7,133 in fiscal year 2006.

Included within the total number of calls-for-service, specialized teams - including the bomb squad - were activated a number of times to address potentially dangerous conditions. During FY08 the bomb squad was activated 37 times compared to 13 in FY07 and 27 in FY06. The team addressed various threatening situations involving actual threats and/or reported threats from explosive devices and potentially explosive devices.

The total expense for operating the police department for fiscal year 2008 was \$7,681,459.59 or approximately 79.7 cents per day per city resident. Subtracting the hard cash contribution (\$2,582,491) from the total expense yields a net cost to taxpayers of \$5,098,968.59 or 52.9 cents per city resident per day. For each \$1 of net cost, the police department provided an additional 42.9 cents of In-Kind cash, equipment, and services.⁹ For additional information, please see the appendix.

General Revenue and Personnel

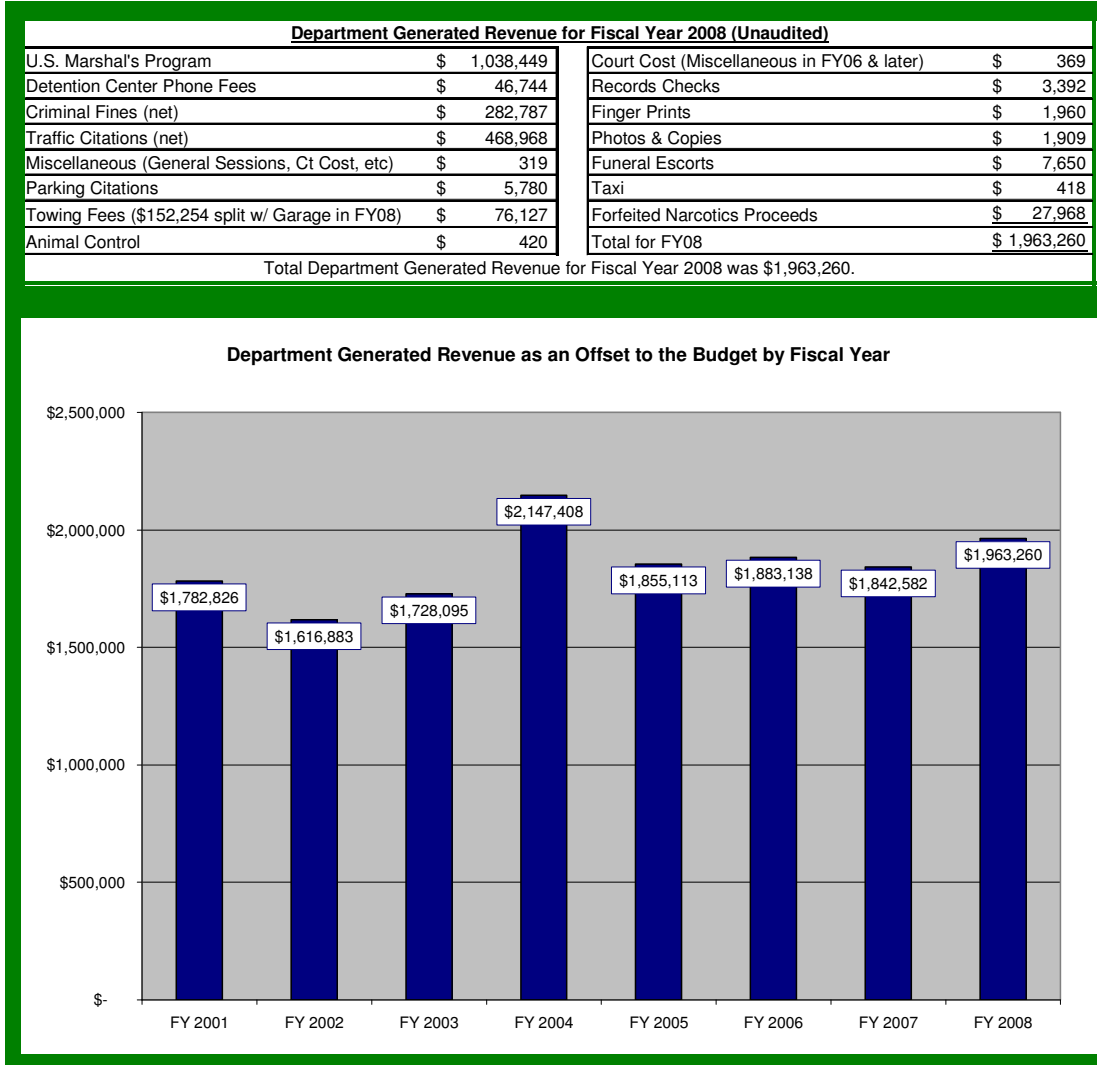
Net Income (“hard-cash”) received in FY 2008 was \$2,582,491. Major revenue-producing categories of the City of Anderson Police Department are defined as Department-generated and Grant-generated. Major sources of department-generated revenue are the Federal Inmate Housing Program, Detention Center Phone Fees, Net Criminal Fines, Net Traffic Fines, Towing (and auction) Fees and Forfeited Narcotics Funds. Compared to Fiscal Year 2007, Fiscal Year 2008 total net revenue increased by \$521,951 (+25.3%). With the exception of the federal jail, all of the major categories experienced an increase in revenue. The department received \$414,219 (+210%) more in grant funding than in FY07. Compared to FY07, in FY08, net criminal fines increased by \$47,500 (+20.2%) and net traffic fines increased by \$155,829 (+49.8%).



⁹ \$2,187,485 total in-kind contribution / \$5,098,968.59 net cost.

The FY 2008 revenue was collected from various in-house and grant sources. The in-house areas collected \$1,963,260, an increase of \$120,678 (+6.5%) over FY07's \$1,842,582 in net revenue, i.e., money that could be considered budget-offsetting because it goes into the city's general fund. This is referred to as *department-generated revenue*. The following table depicts the various areas wherein the department contributed in-house revenue to the city during fiscal year 2008:¹⁰

Department Generated Revenue for Fiscal Year 2008



Grant Generated Revenue for Fiscal Year 2008

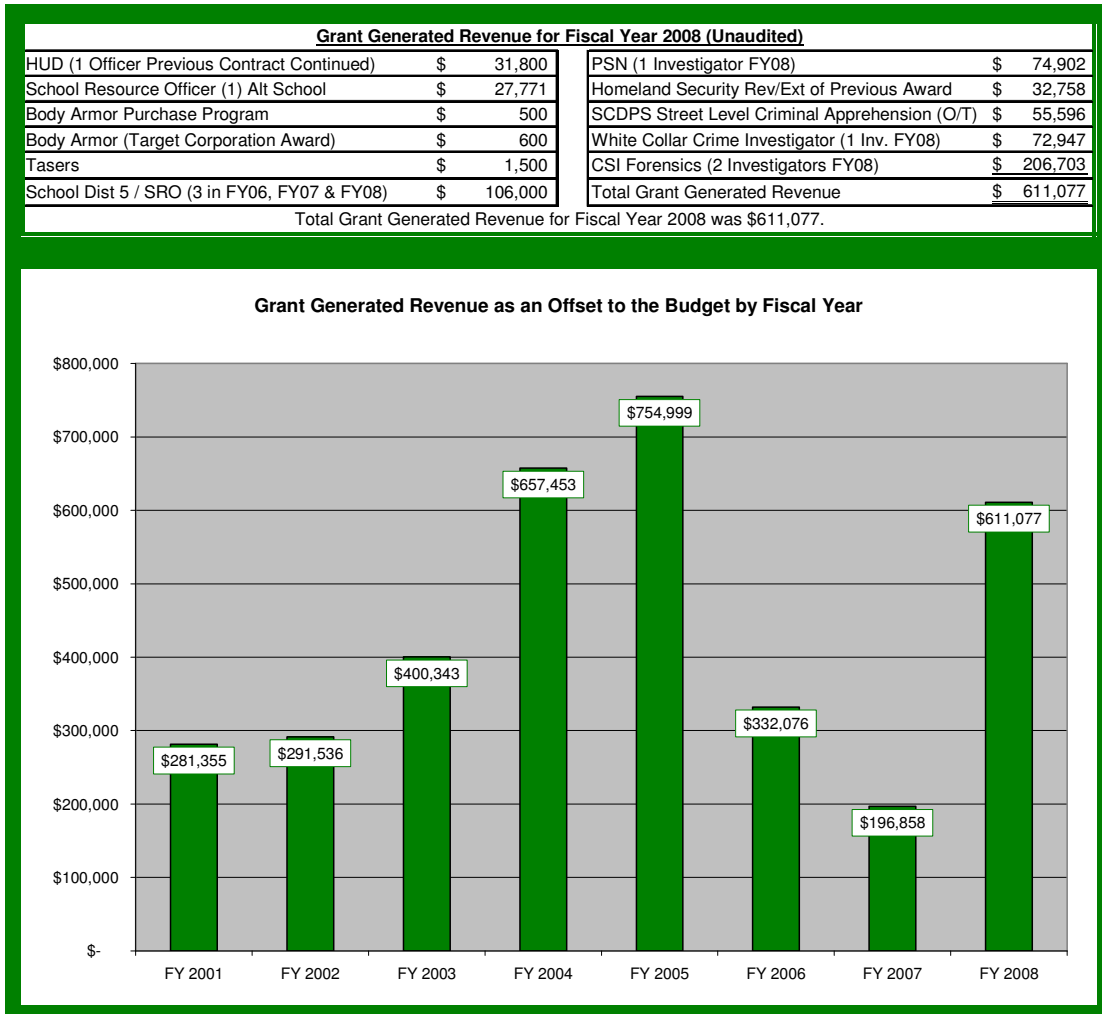
The City of Anderson Police Department aggressively pursues outside funding in an effort to enhance the quality and type of service(s) provided to the community. All programs for which the department seeks funding are pre-approved by management. The police department's grant proposals are required to demonstrate a legitimate need

¹⁰ Source: Police Department records. For more information and historical data, refer to appendix.

The City of Anderson Police Department Fiscal Year 2008 Annual Report

within the community coupled with a proposed program that when implemented, will lead to a quantifiable improvement in the nature and/or magnitude of the problem as compared to the previous year(s) prior to the grant program being put into practice.

In Fiscal Year 2008 the City of Anderson Police Department’s law enforcement grants produced \$611,077. This is referred to as *grant-generated revenue* and it also offsets the overall budget. Grant-funding from federal and state sources was significantly higher in Fiscal Year 2008 as compared to most previous years. The following table depicts the various areas wherein the department generated grant revenue to the city during fiscal year 2008:¹¹



The City of Anderson Police Department started up three (2) new grant programs in FY08: (1) a Crime Scene Investigation Unit comprised of two personnel and (2) a White Collar Crime Investigative Unit consisting of one personnel. Several existing programs were continued.

¹¹ Source: Police Department records. For more information and historical data, refer to appendix.

In-Kind Contribution Exceeds \$2,000,000 for First Year on Record!

In addition to the direct revenue contribution to the city, the department made additional contributions of an “in-kind” nature totaling \$2,187,485. This was an increase of \$612,869 (+38.9%) over the \$1,574,616 realized in FY07. In-Kind contributions provided by the police department to the community are in the form of revenue, maintenance services, off-duty police officer services, reserve police officer services, fine assessments, and equipment that was seized as a result of being related to illegal drug proceeds. For an itemized explanation of these calculations please refer to the appendix.

In-Kind Cash/Equipment Contributions. The In-Kind cash/equipment contribution for Fiscal Year 2008 consists of the following:

- \$10,529 in vending company (Zack’s Vending) fees were collected.
- Criminal and Traffic fine assessments¹² totaled \$775,277
- \$76,127 was the shop’s 50% share of the \$152,254 towing and auction proceeds that was split 50-50 with the department. The department counted its 50% share as a cash contribution and the shop’s share as an in-kind contribution because the tow program requires both the police and shop personnel to operate.

Extra-Duty Employment. According to the City of Anderson Police Department’s General Order Manual, “extra-duty employment” is defined as *any secondary employment that is conditioned upon the actual or potential use of law enforcement powers by the off-duty employee.*¹³ In FY08, approximately 50 officers worked approximately 20 hours per week for a total of 52,000 hours, the equivalent of an additional 23.8 full time officers.¹⁴ This was an increase of 9.5 (+66.4%) over 14.3 in FY07. The overall value of the extra-duty police services for FY08 was \$964,921, an increase of \$371,302 (+62.5%) over FY 2007. This estimated amount includes the base salary and benefits of employing 23.8 additional officers at the near-starting base rate of \$13/hour. The value of extra duty employment has increased in the last few years due to the increased health care costs and starting pay for officers. Prior to FY06 single-coverage health insurance was calculated at \$256/month per slot compared to \$302/month in FY06. In FY07, health insurance was estimated to be approximately \$5,000 per officer per year or approximately \$417 per month per officer. Workmen’s comp calculations

¹² This figure “passes through” the city to the state and as such is not included in the “Department Generated Revenue for Fiscal Year” because it has no net value to the city.

¹³ General Order 1401.

¹⁴ In FY07 the department converted back to a 42-hour work week from a 40-hour work week. Fiscal Year 2006’s calculations were based upon f/t officers working 2,080 hours per year (52X40). In FY06, officers were scheduled 40 per week. Prior to FY06 and after FY06, officers were and are scheduled at 42 per week. Therefore FYs 07 & 08 calculations are based upon f/t officers working 2,184 (52X42) hours per year.

were calculated at 5.6% in FYs 2006 and 2007 instead of the usual city-average of 3.6% in previous years. In FY08 the workmen's comp figure was calculated at 5.98% of salary.

Reserve Officer / State Constable Program. During FY08, the City of Anderson Police Department's Reserve Force provided 5,152.75 hours of police services, an increase of 1,077.75 (+26.4%) over 4,075 in FY07. This is equivalent to an additional 2.36 full time officers compared to 1.87 in FY07. The total in-kind dollar value of this program to the city in FY08 was \$92,077, an increase of \$17,543 (+23.5%) over \$74,534 in FY07. For more information on this program please refer to the section titled *Reserve Officer / State Constable Program*.

Detention Center. In addition to the direct revenue contribution to the city, the Detention Center made an additional contribution of an "in-kind" nature totaling \$268,554, an increase of \$17,955 (+7.2%) over \$250,599 in FY07. The FY08 increase was due to a slight increase in the number of inmates on work detail. In-Kind contributions provided by the Detention Center to the community are in the form of maintenance services (a.k.a. the *Jail Work Program*) that are provided by inmates who are working off their charges in the city jail and by state prisoners who are assigned to the Detention Center to assist with the day-to-day operation of the Detention Center.¹⁵ For more detailed information about the Detention Center, please refer to the City of Anderson Detention Center Fiscal Year 2008 Annual Report.

Jail Work Program. The City of Anderson Detention Center provides necessary general labor services to the city at no charge. Services are performed by inmates who are sentenced for a variety of misdemeanor convictions in City Court. Typical services provided by the work group include general cleaning of city buildings, washing city vehicles, kitchen work, and light landscaping duties on city-owned properties and right-of-ways around town. In FY08, approximately ten inmates worked eight hours per day for approximately 200 days providing services that were conservatively valued at \$7.50 per hour. In FY07 the figure was approximately nine per day. The value of these services (base pay + benefits) in FYs 2006 and 2007 was valued at \$154,926, up from \$98,532 in FY05.¹⁶ In FY08 the value was \$172,596. The FY08 increase includes an increase in workmen's comp costs.

State Prisoners Assigned to City. In addition to the city's jail work program, three inmates from the South Carolina Department of Corrections are assigned to the City of Anderson Detention Center for the purpose of providing general labor services to the Detention Center. The inmates assigned to the APD worked an average of 56 hours per week during FY07. The value of their services to the city in FY08 was \$95,958, an increase of \$285 over FY07's \$95,673. The FY08 increase in the value of state inmate labor was due to increased workmen's comp costs.

¹⁵ For a complete explanation of the value of these services please see appendix.

¹⁶ For a complete explanation of the value of these services please see appendix.

Law Enforcement Personnel

The City of Anderson Police Department consists of six divisions:

- Patrol Services and Traffic Services
- Investigative Services Division
- Vice-Narcotics
- Detention
- Administrative Services: Records and law Enforcement Technical Services
- Support Services: Recruitment, Training, Community Patrol, and Animal Control

Sworn Personnel. At the end of FY08, the City of Anderson Police Department employed 91 budgeted-sworn positions assigned as follows:

	Chief	Captain	Lieutenant	Sergeant	Officers
A Shift			1	2	9
B Shift			1	2	9
C Shift			1	1	9
D Shift			1	2	8
Detention		1	1	2	
Investigations		1	1	2	8 ¹⁷
Vice-Narcotics		1	1	2	7 ¹⁸
Support Services		1	1	2	7
Evidence					1
Administration		1	1	2	
Patrol Services	1	1			
Sub Total	1	6	9	17	58
Grand Total	91				

Civilian Personnel. The 46 non-sworn members¹⁹ who make up the support staff for the certified officers are employed in specialized functions that are essential to the department in order for it to successfully conduct its daily business efficiently. Civilian personnel are utilized in areas where direct law enforcement action is not required. They are assigned duties that support key aspects of the law enforcement profession. Such duties include maintaining criminal intelligence files, data processing, record keeping, organizational planning and operating the jail.²⁰

¹⁷ The 8 officers listed for Investigations includes 2 grant-funded CSI personnel and 1 grant-funded White Collar Crime Investigator.

¹⁸ The 7 officers listed for Vice-Narcotics includes 1 grant-funded PSN anti-gang Investigator.

¹⁹ The 46 listed positions include 1 un-paid Chaplain, 1 P/T medical Staff and 8 P/T Crossing Guards.

²⁰ For information concerning the duties of Booking Officers, Jailers and Transport Officers please refer to the City of Anderson Detention Center Fiscal year 2006 Annual Report.

The City of Anderson Police Department Fiscal Year 2008 Annual Report

The Victims' Advocate is funded by state mandated assessments on fines collected in the City of Anderson. Therefore the cost of maintaining this position has no actual impact upon the general fund of the city. The Victims' Advocate provides counseling to individuals who have been traumatized by crime and insures that they are regularly updated on the status of cases that are pending against the persons who have victimized them.

The Animal Control Officer picks up hundreds of animals each year and transports those animals to the Anderson County Animal Shelter where they are humanely cared for until a final home can be found for them.

The secretarial staff provides support to all divisions including the Detention Center. The three (3) personnel listed for the Administration Unit for FY08 includes a slot which was upgraded to Technical Services during FY08 and which was not back-filled during the remainder of FY08. It also includes one (1) personnel who provides secretarial services for the Detention Center.

Part-time medical personnel are assigned to the detention center to insure that inmates receive proper medical care. The medical personnel, along with booking officers, jailers, "floaters" and transport personnel, ensure that inmates are properly cared for while being securely maintained in our inmate housing facility.

Crossing Guards are an integral and invaluable part of the Department. These personnel are temporarily employed throughout the school year to ensure that school areas are safe for all commuters, including both drivers and walkers. These positions are part-time and the hours are usually immediately prior to or after the beginning and/or dismissal of their assigned school. Their primary duties include - first and foremost – making sure that children behave in a safe and practical manner while arriving at or exiting from school and crossing roadways. They also assist in traffic management by providing a safe and convenient passageway for motorized traffic through the school zones.

The Chaplaincy program is a vital source of stress control for the department's sworn and non-sworn personnel. The Chaplain provides general counseling services to the officers on an as-needed basis and often accompanies officers on a "ride-along". In addition, oftentimes the Chaplain provides a short oration to oncoming shifts during the roll call period, quite often on Friday nights. This *seems* to better prepare the group for their upcoming activities. The department is grateful for the services provided by its Chaplaincy program and plans to maintain the program indefinitely.

The following table is a summary of the respective assignments of the department's civilian personnel.

City of Anderson Police Department Civilian Personnel (FY08)													
	Booking	Floater	Jailers	Transport	Victim's Advo.	Animal Control	Parking Enforcement	L. E. Tech Services	Receptionist (Temp)	Secretaries	Crossing Guards (p/t)	Medical Staff (p/t)	Chaplain (Unpaid)
A Shift	2	1	2										
B Shift	2	1	2										
C Shift	2	1	2										
D Shift	2	1	2										
Detectives (ISD)					2					1			
Narcotics													
Traffic													
Administration							1	1	1	3			
Detention	1		1	2						1			
Support Services						1				1			
Patrol Services													1
Part Time											8	1	
Sub Total	9	4	9	2	2	1	1	1	1	6	8	1	1
Grand Total	46												

The Office of Professional Standards (“Internal Affairs”).

The series of City of Anderson Police Department *General Orders* which apply to Internal Affairs is the 1800 series. According to General Order 1801

The policy of the City of Anderson Police Department is to ensure that integrity is maintained through an internal system where objectivity, fairness, and justice are assured by intensive and impartial investigation and review to clear the innocent, establish guilt of wrongdoers, and facilitate fair, suitable, and consistent disciplinary action. All Internal Affairs policies and procedures apply to all members of the City of Anderson Police Department - sworn, non-sworn, reserve, volunteer, or interns, etc - who have a professional relationship with the department.

A proper understanding of what constitutes a valid complaint is essential to start the entire complaint and administrative investigation process. The person receiving a complaint must have a full and complete understanding of what is or is not a valid complaint. Without the essential foundation the entire process is curtailed at the very beginning and the system fails to adequately hold individual employees accountable for not initiating the proper procedures of complaint acceptance.

The City of Anderson Police Department Fiscal Year 2008 Annual Report

In order to facilitate citizens who desire to initiate a complaint, the protocol for contacting the I/A Coordinator is detailed on our website at www.andersonpd.com. Citizens may also either call the main line to the City of Anderson Police Department or contact the I/A coordinator directly by phone. In summary, a complaint can be filed with Internal Affairs in the following ways:

A citizen may elect to go to the Anderson Police Department and request to speak with an internal affairs investigator or the shift supervisor

Call the Internal Affairs Office at 864-231-2288.

Write a letter to the attention of either the Chief of Police or the Internal Affairs Division at the Anderson Police Department, 401 South Main Street, Anderson, SC 29624

Use of Force. In addition to citizen complaints, the I/A Coordinator also tracks “Use of Force” statistics. The following table is the Internal Affairs Coordinator’s summary for FY08.

Fiscal Year 2008 INTERNAL AFFAIRS REPORT			
1	COMPLAINTS PER NUMBER OF CONTACTS MADE.		
	CALLS FOR SERVICE	70,215	
	CONTACTS MADE	175,538 (estimated*)	
	COMPLAINTS	60	0.034%
	a. UNFOUNDED	8	
	b. EXONERATED	24	
	c. NOT SUSTAINED	10	
	d. SUSTAINED	18	
	*This is based on 2.5 numbers of people officers make contact with on any given call. 2.5 was the general consensus of Anderson Police Officers.		
2	USE OF FORCE BASED ON THE NUMBER OF ARRESTS.		
	TOTAL NUMBER OF Arrests	3,276	
	TOTAL USES OF FORCE	77	2.35%
	a. PHYSICAL	21	
	b. TASER	51*	
	c. CHEMICAL	1	
	d. IMPACT	2	
	e. FIREARM	2	(NOT FIRED)
	f. K-9	0	
	*IN 7 OF THESE REPORTS, THE TASER WAS NOT DEPLOYED.		
3	VEHICLE PURSUITS BASED ON THE NUMBER OF TRAFFIC STOPS		
	TOTAL NUMBER OF STOPS	13,413	
	TOTAL NUMBER OF PURSUITS	22	0.16%
	a. POLICE ACCIDENTS	0	
	b. OFFENDER ACCIDENTS	2	
	c. INJURIES	1*	
	*THE INJURY WAS TO THE OFFENDER.		

II. Major Accomplishments

The Five-Year Strategic Plan

Purpose. The City of Anderson Police Department is one of the most visible components of local government and by most peoples' accounts has the most impact on the daily lives of the people who live in and visit our community. For many years this department has played a leading role in city government and in the law enforcement profession. The department's management personnel are committed to this role. We believe that by developing a solid *Strategic Plan* we will establish our roadmap for success which will enable us to successfully move forward into the future. Therefore, the City of Anderson Police Department has developed a multi-year Strategic Plan which will provide guidance to the department as it transitions into the 21st century. Most people in academia recommend that a strategic plan look forward and project between three and five years. Because of the rapidly changing issues that we face today, the Anderson Police Department Strategic Plan extends five years out.

A Strategic Plan is a *blueprint* that enables an organization to build and develop its business response to the needs of its market-place in an effort to meet the challenges of the future. Further, it is also a process by which an organization's vision, goals, and objectives (means for achieving goals) are defined, implemented, evaluated, and updated on a continual basis as a means for helping the organization to adapt and thrive in an ever-changing environment. Strategic Planning is sometimes referred to as Long-Range Planning, Five Year Plans or Ten Year plans. All of those labels refer to basically the same concept

The Strategic Plan of the City of Anderson Police Department is a process for leading, guiding, focusing and directing the agency toward achieving its ultimate mission. This Long-Range planning process is indispensable for ensuring that the department's efforts, resources, and attention are managed at the appropriate levels to meet the needs of the Greater-Anderson community and to avoid the risks associated with becoming stretched too thin as the department attempts to address the ever-increasing multitude of issues that impact our ability to achieve the mission. A policing agency that merely stays focused on day-to-day concerns becomes totally reactive and tends to stifle creativity and innovation -- the very characteristics needed by a modern policing agency.

In March of 2007, the executive staff met to perform a situational assessment of our current environment and evaluate the organization's strengths, weaknesses, opportunities and threats. Out of this analysis came the development of the department's goals and objectives.

In order to achieve the desired goals and objectives, detailed strategies have been established to provide benchmarks on the road to goal-attainment. While input was sought from every member of the department, these strategies are not to be considered all encompassing. The fluidity of modern public safety necessitates frequent review and update.

With more responsibility comes more accountability. This program ensures that division supervisors are knowledgeable about the problems in their areas, develop effective working strategies to address these problems, and are constantly developing internal and external partnerships to eliminate the crime problems in their areas of responsibility and/or expertise. Technology provides the key change in the way that we do business.

While we have a good technological infrastructure, we must learn to use our data in order to make both routine and critical decisions on resource deployment, crime fighting strategies and community enhancement. During the years covered by this plan, we will be using our technology to streamline

our administrative functions and allow us to share information rapidly so that crime suppression activities may be used in a timely fashion.

Training will also be a mainstay of our agenda for this plan. We will continue to hire new personnel and provide them with all of the tools and skills necessary for a complex profession. Training, however, will not just focus on the new employee. It will be our goal to improve the skill level of all of our employees.

The two major accomplishments under the five-year-strategic-plan for fiscal year 2008 were:

1. A Crime Scene Investigative Unit including a Cyber Forensics sub-unit was established. Employing a C. S. I. Unit enables the City of Anderson Police Department to have two Crime Scene Investigators, fully equipped and trained to respond to major and minor crimes. Crimes that this unit serviced in FY08 included homicides, assaults, robberies, larcenies (theft of property and vehicles), criminal sexual conduct (rape), child abuse and shoplifting. Some of the services provided by the C.S.I unit are Crime Scene Photography, Latent Print Collection and Processing, Print comparison (to match or eliminate suspects), Proper Evidence Collection, Marijuana Analysis, Video Enhancement and Crime Scene Mapping.
2. The Detention Unit restructured to become a stand alone unit and improved its physical security. The first opportunity for improvement was the physical security of the jail, particularly the camera system. Twenty-seven vandal-resistant color dome cameras were installed which allows for instant access to real-time monitoring and review of past activities, going back more than a month.

The second area targeted for improvement was reorganization which allowed for line detention officers to move into areas of supervisory roles. Initially, Police Sergeants were selected to lead each detention shift. Police Sergeants were selected to supervise shifts in order to relieve the Uniform Patrol supervisors of the responsibility for supervising the shift-based units of detention officers. This, however, was a temporary plan. In early 2008, the first of the Police Sergeants were redeployed from managing detention officers and placed back into a direct law enforcement role. Subsequently, line detention officers were selected to replace the Police Sergeants and began to command individual detention units. This allowed detention officers an opportunity to advance into supervisory roles where there was no prospect before.

Additional progress has been made toward achieving the following goals contained in the five-year strategic plan in the following areas:

Goal 1 - Facilitate crime and traffic accident prevention and reduction through proactive problem solving strategies and community partnerships.

The milestones reached during FY08 toward achieving this goal were:

The department maintained its "Street Crimes Unit" to proactively target street level offenders and gang members and created a Warrant Division. The K-9 Division was enhanced. A Forensic Service sub-unit under the Investigative Services Unit was established and encompasses both Crime Scene Investigation and Cyber Forensics. The department's Mutual Aid Agreements with surrounding law enforcement agencies was maintained. The City of Anderson Police Department continued its participation in the South Carolina Attorney General's Child Internet Predator

program. Funding was aggressively sought through grant sources for all established and planned police service enhancements. Indeed, FY09 was a near-record year for grant funding. Line officers were trained and certified in Advanced DUI Detection and speed measuring devices (RADAR). “Business Watch” was enhanced and went to an internet-based site called “Linking Communities”. The School Resource Officer Program was continued and increased funding was negotiated with the local school district. Officers set up and attended Neighborhood Community Meetings. Finally the department participated in the Anderson County Gang Task Force/Juvenile Assessment Center Development Project.

Goal 2 - Restructuring the Department and building organizational capacity to support the reduction of crime and disorder.

The milestones reached during FY08 toward achieving this goal were: The Detention Facility was reorganized as a “stand alone unit”. The staffing levels were adjusted to meet the population demands of the facility. This eliminated the need to take patrol officers off the road to fill in at the Detention Center. The promotional process (Detention Officer I, II, and supervisory positions) was reformed to allow for internal promotions. The Detention Unit improved the existing video surveillance system within the detention facility. This was also a technological upgrade. The entire Department aligned its structure and manpower to facilitate goal achievement. Departmental personnel and Command Staff were re-aligned and increase to six (6) Service Units from the past level of four (4) Divisions.

<u>Past Divisions</u>	<u>Present Units</u>
Support Services	Support Services
Patrol/Traffic	Patrol/Traffic
Detention/Records	Detention
Investigations/Vice & Narcotics	Vice and Narcotics
	Criminal Investigations
	Administration

The department enhanced its capacity of human resources and financial management to support line operations by developing a budget replacement plan for Patrol and capital equipment²¹, developing a budget for the Narcotics/Vice Unit, developing a budget for the K-9 Unit, developing a budget for a Forensic/Evidence Unit, developing a budget for training, developing a budget for S.W.A.T. and developing a budget for the Bomb Squad.

The department enhanced employee performance, supervision, leadership and management capabilities through training and accountability. Officer/supervisor evaluation training was enhanced. Emphasis was placed upon rewarding high performance and managerial accountability through modern management practices.

Goal 3- Enhancing police professionalism and community trust through accountability, performance measures, training, recruiting, and adoption of modern police practices.

The milestones reached during FY08 toward achieving this goal were:

²¹ Capital Equipment - to include vehicles, Ballistic Vests, Patrol Rifles, vehicle video cameras, vehicle laptops, tasers, radar units

The department recruited, trained, and retained qualified, experienced and service-oriented people by developing a Training and Recruiting Unit under Support Services. The department assigned a full-time recruiting officer to recruit qualified personnel. Minorities and women were recruited and hired at an unprecedented level. The department constructed an Outdoor Firing Range and Training Center.

Goal 4- Acquiring modern technology, information management, and infrastructure that supports organizational goals and objectives.

The milestones reached during FY08 toward achieving this goal were:

The integration of police department information systems was improved by Participation in SCIEX (South Carolina Information Exchange). The department continued its participation in LEMS (Law Enforcement Messaging Switcher). The South Carolina Incident Based Reporting System certification through SLED was maintained. The department began participation in DMV Online, allowing investigators quick access to DMV records. Software was purchased to assist in the investigation of Internet Crimes against Children. The department contributed intelligence to SLED's Violent Crime and Gang Dbase. Technology was acquired to improve service delivery, namely C.S.I. personnel, training and equipment.

Daily Operations, Crime Suppression and Traffic Crash Reduction

The City of Anderson has decreased its violent crime rate since the mid-nineties and is currently enacting programs expected to decrease traffic accidents. The department divides the city into six patrol zones that substantially coincide with the individual wards. The zones are different sizes, with zones three and four being the smallest. Zones one and six are the largest. The zones are substantially the same as the political subdivisions of the city (wards).

The following sections detail the public safety in the city as it pertains to (1) crime and (2) traffic accidents. An attempt is made to detail the major criminal activity and explain the frequency of the activity.

A Significant Decrease in Violent Crime Since 1991

Uniform Crime Report (UCR) Violent Crime. The City of Anderson Police Department tracks major violent crimes and major property crimes. Our overall measurement of safety within the City of Anderson is the measurement of the following major violent crime: Murder, Robbery, Rape and Aggravated Assault. The figures contained in this section of the annual report are comparable to the City of Anderson from year to year and across years. In other words, the same type of crimes have been measured either by counting reports by hand prior through approximately Fiscal Year 2004 or pulling the data electronically for the last few years. However, the department's internal figures for the federal classifications as compiled by the United States Department of Justice for some crimes are somewhat different, especially for Aggravated Assault.

In the FBI's Uniform Crime Reporting (UCR) Program, violent crime is composed of four offenses: murder and nonnegligent manslaughter, forcible rape, robbery, and aggravated assault. Violent crimes are defined in the UCR Program as those offenses which involve force or threat of force. For the most part the City of Anderson Police Department measures our major classifications in the same way except for aggravated assault. The City of Anderson Police Department has always limited its count of aggravated assaults to *Assault & Battery of a High and Aggravated Nature, Assault with Intent to Kill* and *Criminal Domestic Violence of a High & Aggravated Nature* because these type assaults are the ones that include serious circumstances. The Feds include additional assaults in their classifications. Therefore, the federal classifications should be used when comparing the City of Anderson's crime counts and crime rates to the national, regional, state or county averages or to other areas and our counts limited to serious assaults should be utilized when tracking our crime counts and crime rates over time.

Caution against ranking. Each year when the federal data is published, some entities use reported figures to compile rankings of cities and counties. These rough rankings

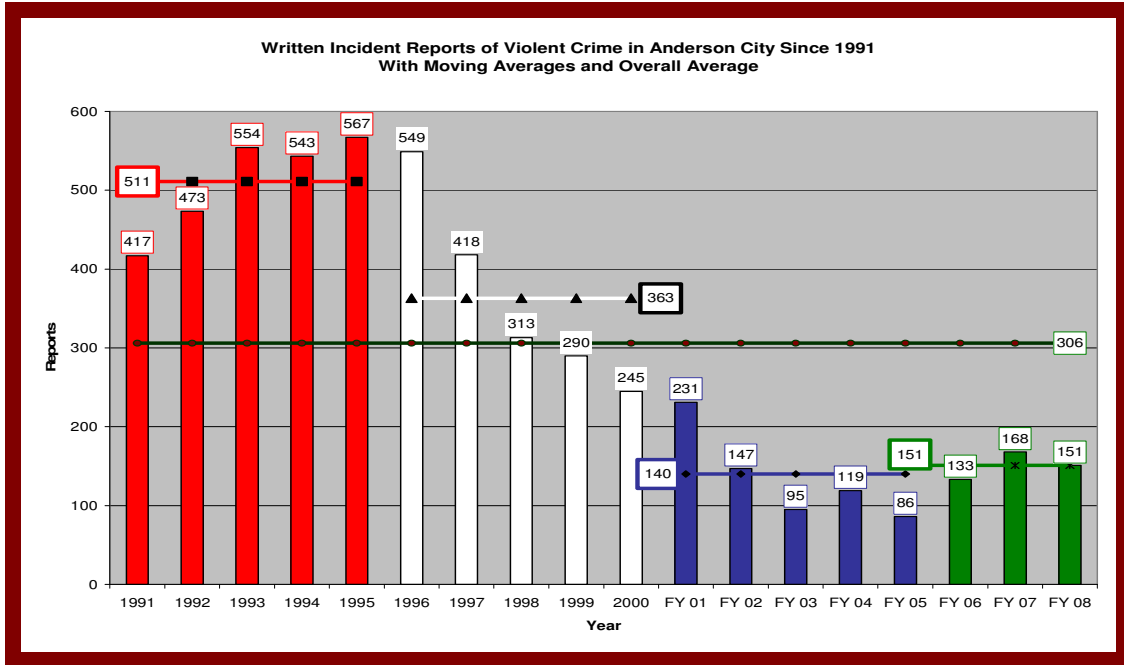
The City of Anderson Police Department Fiscal Year 2008 Annual Report

provide no insight into the numerous variables that mold crime in a particular town, city, county, state, or region. Consequently, they lead to simplistic and/or incomplete analyses that often create misleading perceptions adversely affecting communities and their residents. Valid assessments are possible only with careful study and analysis of the range of unique conditions affecting each local law enforcement jurisdiction. *The data user is, therefore, cautioned against comparing statistical data of individual reporting units from cities, metropolitan areas, states, or colleges or universities solely on the basis of their population coverage or student enrollment.*

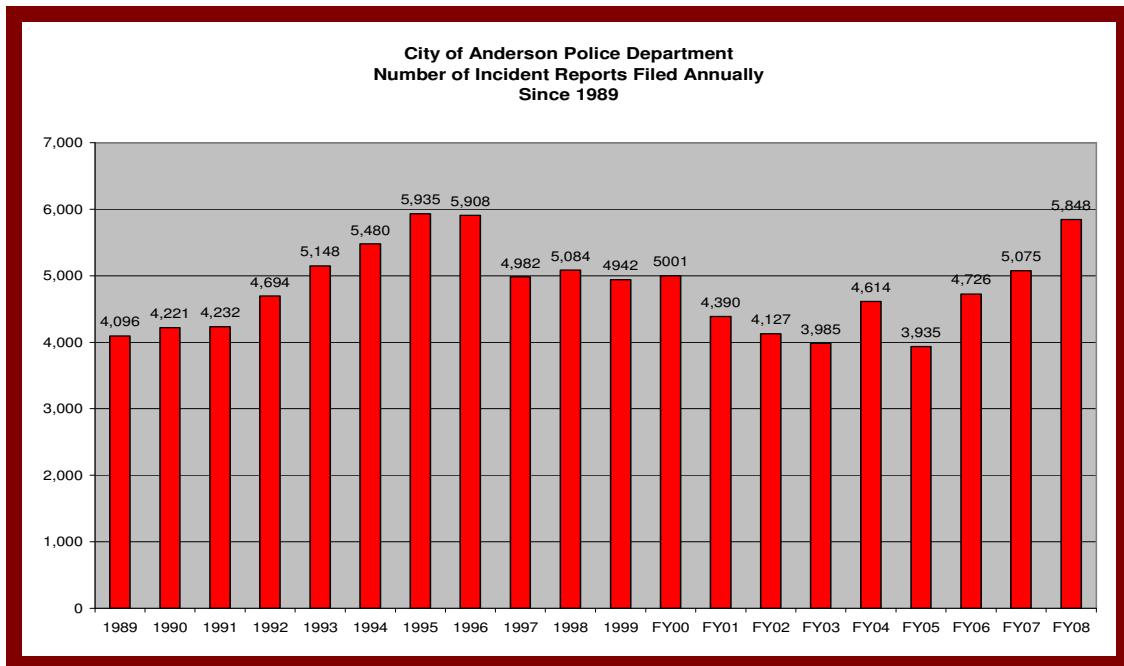
City of Anderson’s crime reports. The overall average number of yearly violent crime reports for the 18-year period ending with FY08 was 306 with a standard deviation of 177.13. (The median was 267.5.) Calendar Year 1995 was the worst year on record for overall violent crime in Anderson City. During CY95 there were 567 written reports of violent crime in Anderson City as compared to the best year – Fiscal Year 2005 – with 86. For the eight consecutive years ending with FY03, crimes of confrontation decreased yearly and substantially in Anderson. A slight spike occurred in FY04 followed by another dip in FY05. After two successive years of increased violent crime counts, FY08 experienced a decrease.

MAJOR CRIMES BY YEAR AS PER UNIFORM CRIME REPORTS									
INDEX CRIMES	1991	1992	1993	1994	1995	1996	1997	1998	1999
Murder	3	9	9	6	5	4	5	2	3
Rape	26	31	15	13	22	14	7	10	4
Robbery	58	91	134	163	123	115	97	95	74
Aggravated Assault	330	342	396	361	417	416	309	206	209
Violent Index	417	473	554	543	567	549	418	313	290
Burglary	624	574	571	748	773	517	469	476	383
Larceny-Theft	1041	1097	1226	1344	1553	1484	1063	1215	1147
Motor Vehicle Theft	150	98	148	176	152	161	101	173	125
Arson	N/A	N/A	N/A	7	6	9	4	1	7
Non-Violent Index	1815	1769	1945	2275	2484	2171	1637	1865	1662
TOTAL INDEX	2232	2242	2499	2818	3051	2720	2055	2178	1952

INDEX CRIMES	2000	FY 2001	FY 2002	FY 2003	FY 2004	FY 2005	FY 2006	FY 2007	FY 2008
Murder	2	3	3	1	1	2	0	5	2
Rape	12	9	14	6	13	11	23	17	12
Robbery	61	68	48	43	42	29	34	39	58
Aggravated Assault	170	151	82	45	63	44	76	107	79
Violent Index	245	231	147	95	119	86	133	168	151
Burglary	399	346	352	297	374	338	269	300	358
Larceny-Theft	1243	1151	224	207	70	1149	969	1065	1204
Motor Vehicle Theft	135	106	174	128	106	82	151	108	138
Arson	19	16	15	4	4	7	4	6	10
Non-Violent Index	1796	1619	765	636	554	1576	1393	1479	1710
TOTAL INDEX	2041	1850	912	731	673	1662	1526	1647	1861

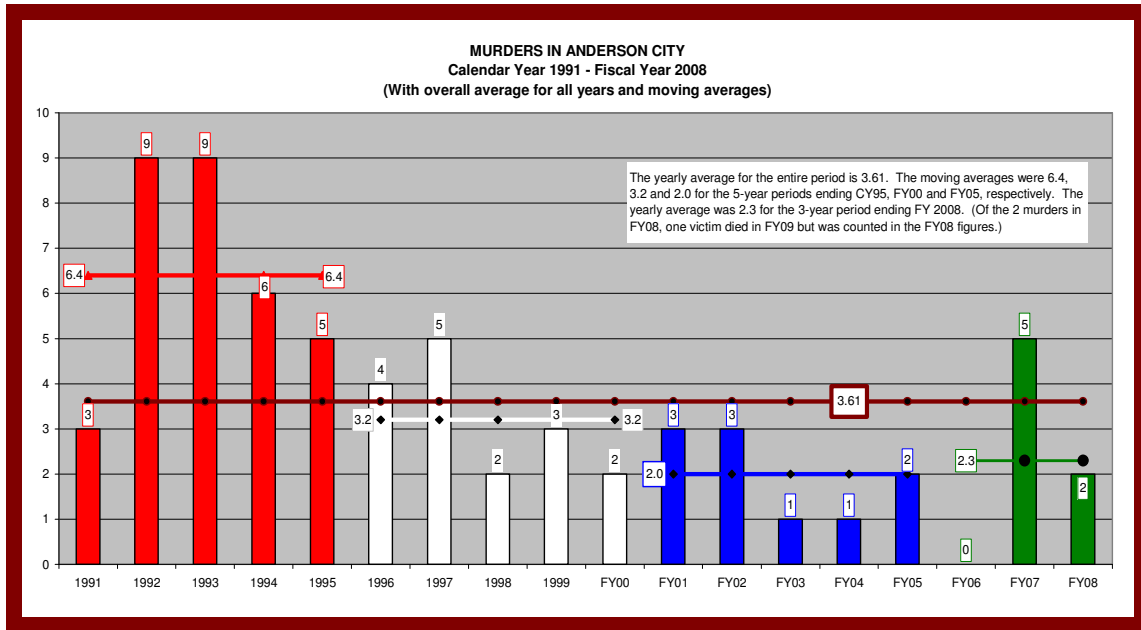


Fiscal Year 2005 was the first complete fiscal year that the department had its South Carolina Incident Based Reporting System “up-and-running”. This system allows a substantially increased amount of information to be electronically entered onto reports than the previous hand-written procedures utilized by the department. We believe the system has present as well as historical integrity and that the violent crime figures reported from the system are compatible with SLED’s reported format from previous years. For that reason, the FY06 (and forward) annual report data can be accurately compared to previous years. The following chart represents the department’s production of incident reports since Calendar Year 1989.



The 5,848 incidents reports listed for FY08 contained a total of 23,521 line items. The line items contained 7,173 occurrences of 58 different federal classifications of events. Those federally classifications entailed 276 State and/or City Statutes which occurred a total of 8,250 times. The appendix contains a complete listing of the federal classifications, state statutes involved and the zones from which the report was written.

The murder rate for the City of Anderson has decreased substantially since it peaked at nine per year in 1992 and 1993. The change in the murder rate for the City of Anderson has shown a change which corresponds with that of the overall violent crime rate. The following chart depicts the yearly number of murders in Anderson City for the 18-year period ending with FY08, the overall average, and four moving averages.

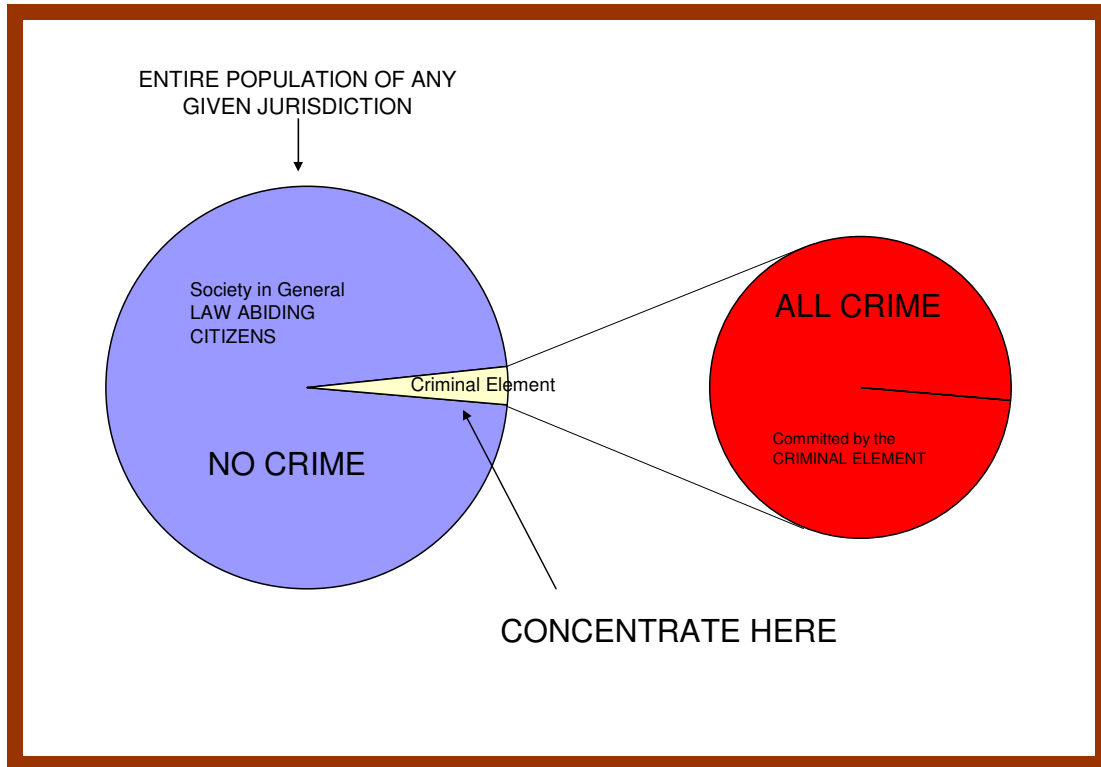


The City of Anderson Police Department routinely analyzes criminal activity and crime rates to understand the crime trends for particular areas. Special attention is given to reports of violent crime, drugs, and illegal weapons because previous research has established a nexus among these criminal components and also between these crimes and other types of criminal activity, both violent and non-violent²². This form of crime analysis is part of the basis for the current focus of the *Street Level Apprehension Program*. This program has resulted in the arrest of hundreds of criminal offenders since the spring of 1997 and the violent crime rate in the City of Anderson has shown a decrease during the same period.

The premises behind the City of Anderson Police Department’s programs to control violent crime are (1) violent crime is controllable and (2) decreasing violent crime in a particular environment can be achieved through (a) modifying the environment by

²² Research indicates that illegal weapons, drugs, and violent crime are correlated. In addition, these types of crimes occur disproportionately in conjunction with many other types of crime(s).

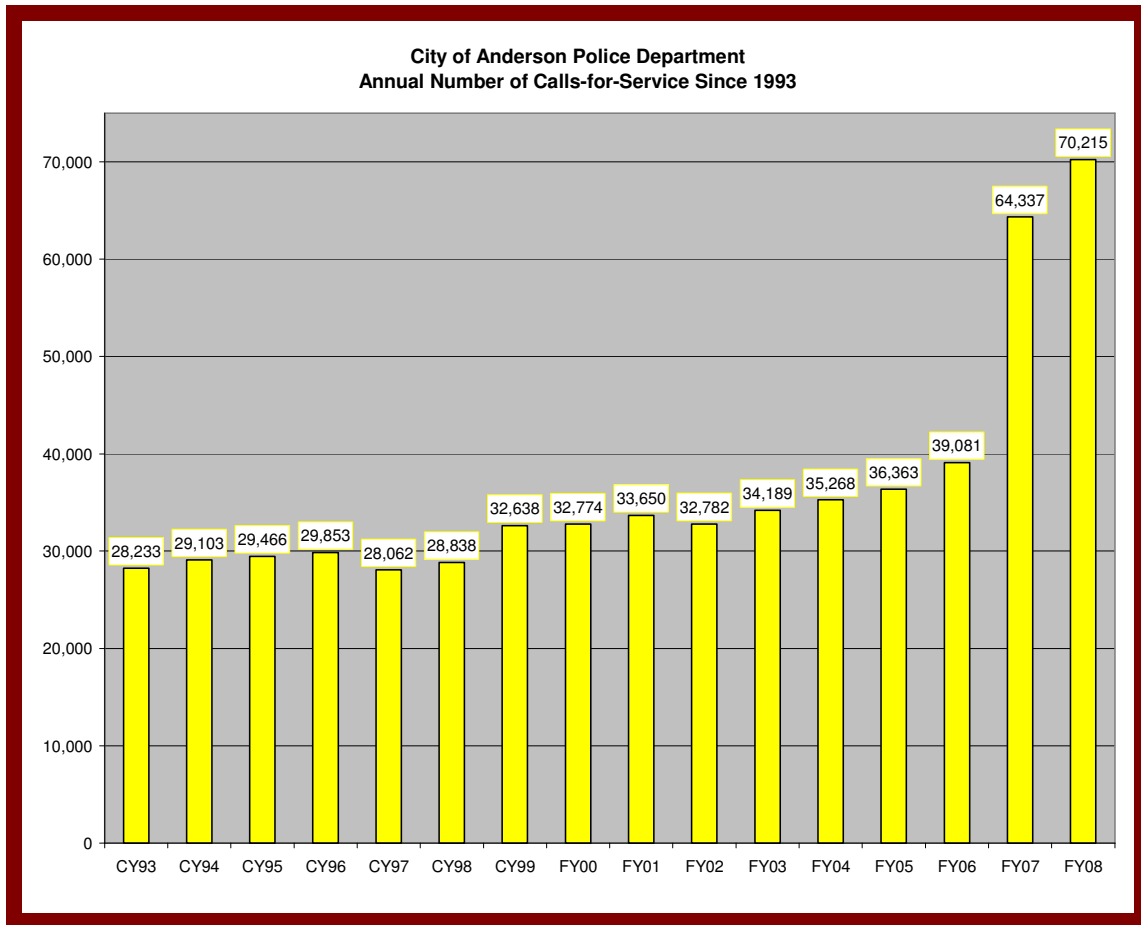
limiting the opportunities for people to commit crime, and/or (b) pro-actively arresting, convicting, and incarcerating offenders, thereby removing the perpetrators of crime from the environment. The following illustration depicts the City of Anderson Police Department's model for its crime-control programs:



Calls-for-Service. Since CY93, calls-for-service activity has shown an increase every year except twice. The City of Anderson has a 100% response policy. In essence, every call for police service(s) results in a personal contact between an officer and a complainant unless the complainant specifies to the dispatcher that they prefer otherwise. By and large, the citizens of Anderson City are comfortable calling on the police department to report actual or potential criminal activity. In fiscal year 2008, many calls to the police were the result of citizens who have seen an advantage to stepping up their efforts in helping police by reporting suspicious activity.

The call-for-service analysis is based upon data that is electronically downloaded from Anderson County's Central Dispatch. Every service-activity by an officer is considered a call-for-service, whether citizen generated or officer generated. In previous years' annual reports, calls-for-service with a dispatch-to-on-scene time of 0:00 were considered officer-generated. (An example of an officer generated call-for-service would be a traffic stop.) Calls-for-service with a dispatch-to-on-scene time of 0:01 (1 second) and greater were considered citizen-generated. The electronic data received from Central Dispatch was incomplete this year with respect to dispatch-to-on-scene times, therefore, call-types that are typically referenced as officer-generated are inferred. Examples of Officer-Generated Calls are keep checks, building checks and car stops.

The number of calls-for-service to the police department has increased substantially since 1993. The following chart lists the actual numbers of calls-for-service that were addressed by the police department during the sixteen-year period ending with FY08.



As the above chart depicts, fiscal year 2007 showed the highest percent of increase in calls-for-service activity of any year on record with an increase of 64.6% over fiscal year 2006. However, the biggest impact upon the increase was in officer generated calls, especially “keep checks”. Near the end of Fiscal Year 2006 the department initiated an aggressive outreach program intended to provide increased security services to businesses and churches by officers checking the buildings and documenting the checks via central dispatch. Fiscal Year 2007 was the first complete fiscal year that this program was in effect. In FY07, compared to FY06, citizen generated calls increased only 1.9%, but officer generated calls increased 169.1%. There were 22,681 officer initiated keep checks in FY07, compared to 867 in FY06. Naturally this was the single largest increase in any call category for FY07.

Officers in the police department aggressively patrol for prowlers, potential burglars and other types of predatory persons during the nighttime hours. A substantial part of this counter-predator patrol is in performing “building checks” and “keep checks”. A *building check* is simply the process of officers checking buildings in their assigned

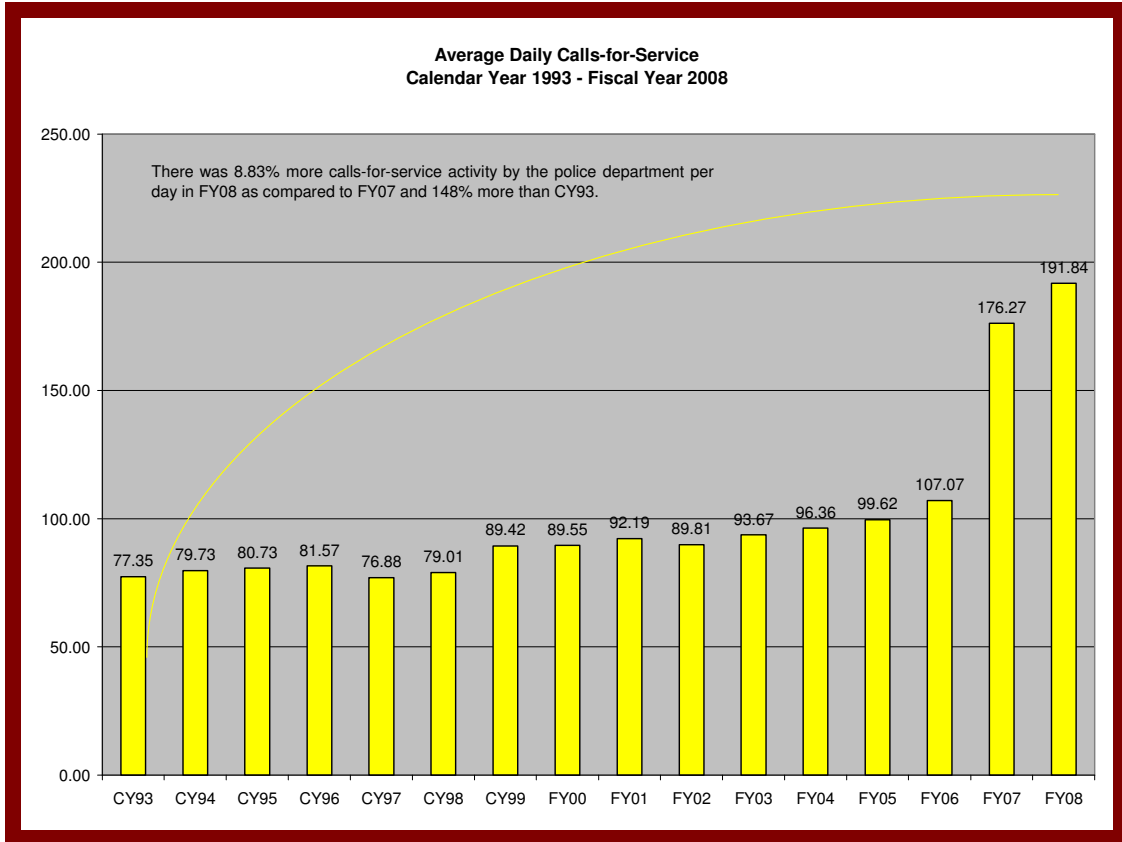
zones for signs of criminal activity. A *keep check* is the same type process but is performed for private citizens during their absence from their residences subsequent to the citizens having notified the department of the fact that they are out of town for a specific time frame. In Fiscal Year 2008, there were 26,347 “building checks” and “keep checks”.

As of the current fiscal year (FY08), management has decided to track calls-for-service by category and type in order to determine the frequency of various types of calls as well as analyze any changes that may occur over time. This annual report is the first major report wherein the City of Anderson Police Department has categorized a year’s worth of calls-for-service by type and compare them to a previous year. The counts for major call categories by year are as follows.

<u>Call Category</u>	<u>Year and Change</u>		
	<u>FY07</u>	<u>FY08</u>	<u>% Change</u>
Alarm	2,986	3,194	7.0%
Citizen Assist	504	499	-1.0%
Counter-Crime	4,421	4,659	5.4%
Domestic or Civil Dispute	2,877	2,964	3.0%
Drug or Alcohol Crime	387	401	3.6%
EMS Assist	364	350	-3.8%
Fire Assist	250	372	48.8%
General Service	33,731	34,847	3.3%
Property Crime	3,515	3,614	2.8%
Quality of Life	1,400	1,395	-0.4%
Traffic Related (Non-Crash)	10,961	14,551	32.8%
Traffic Related (Wreck)	1,630	1,806	10.8%
Violent Crime	999	1,140	14.1%
White Collar Crime	312	423	35.6%
Grand Total	64,337	70,215	9.1%

The *type* of call is based upon the ten-code listing as electronically stored in Anderson County’s Central Dispatch CAD system. The *categories* were determined by the executive staff of the police department. To view a list of categorized calls by type please refer to the appendix.

The following pages depict in chart form various time-study analysis of police department “workload” with respect to calls-for-service. The following graph displays the change in the average number of calls-per-day-per-year since calendar year 1993. Adjustments have been taken for leap years.

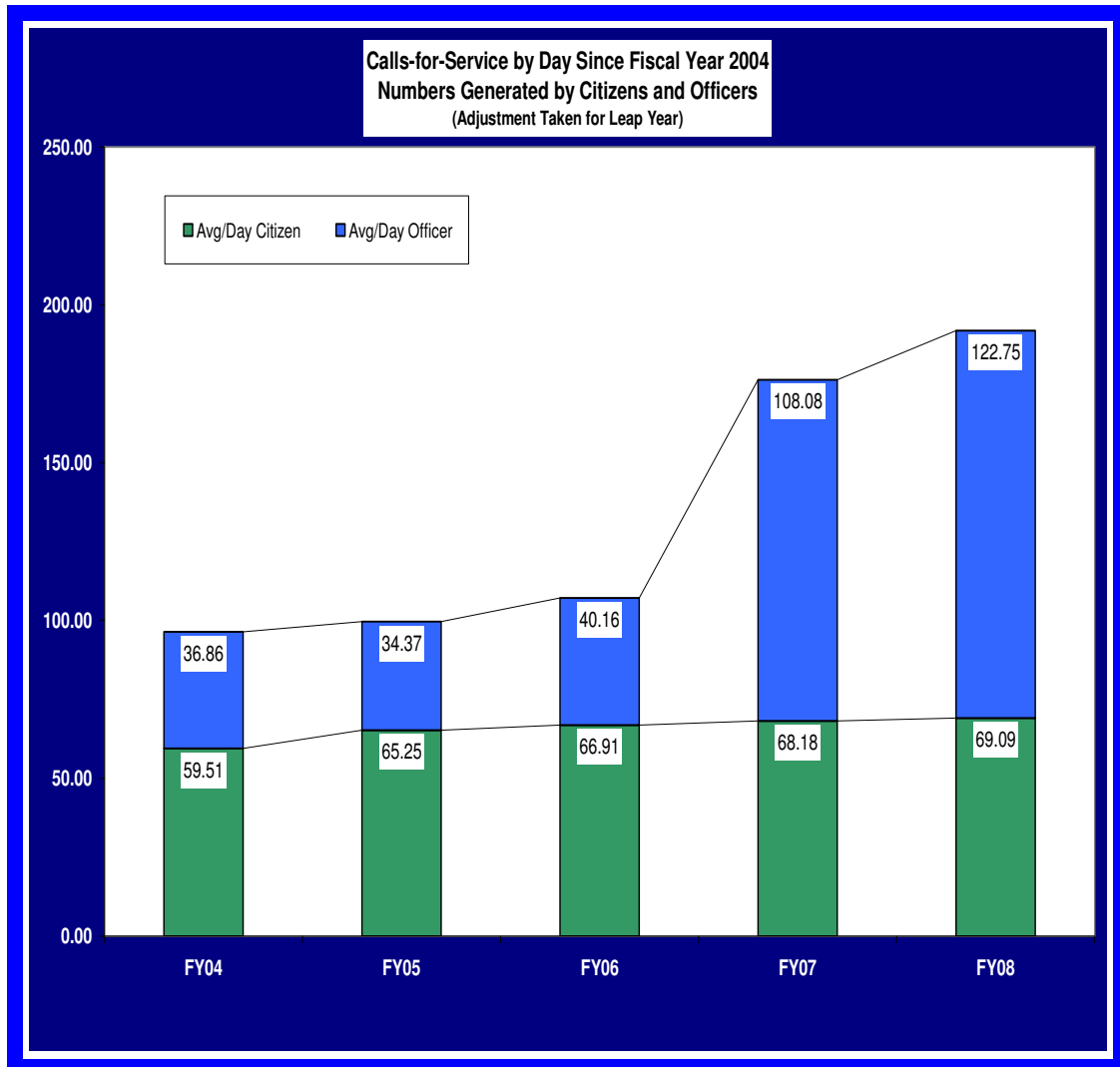


Citizen-generated vs. officer-generated calls-for-service. For years prior to FY08, the citizen-generated portion represents the calls with a one-second or higher response time. The FY08 electronic data received from Central Dispatch lacked sufficient *dispatch to on-scene* time-data to determine officer-generated calls versus citizen-generated calls. However, after reviewing the matter it was determined that a better representation of these two major call categories probably should be determined by the type of call instead of the response time. Generally, there is a relatively small percentage of call types that normally have a significant percentage of zero response times, therefore we designated those major type calls as officer-generated.

All calls-for-service except the below list will be considered citizen-generated. Call types that are designated as officer-generated are:

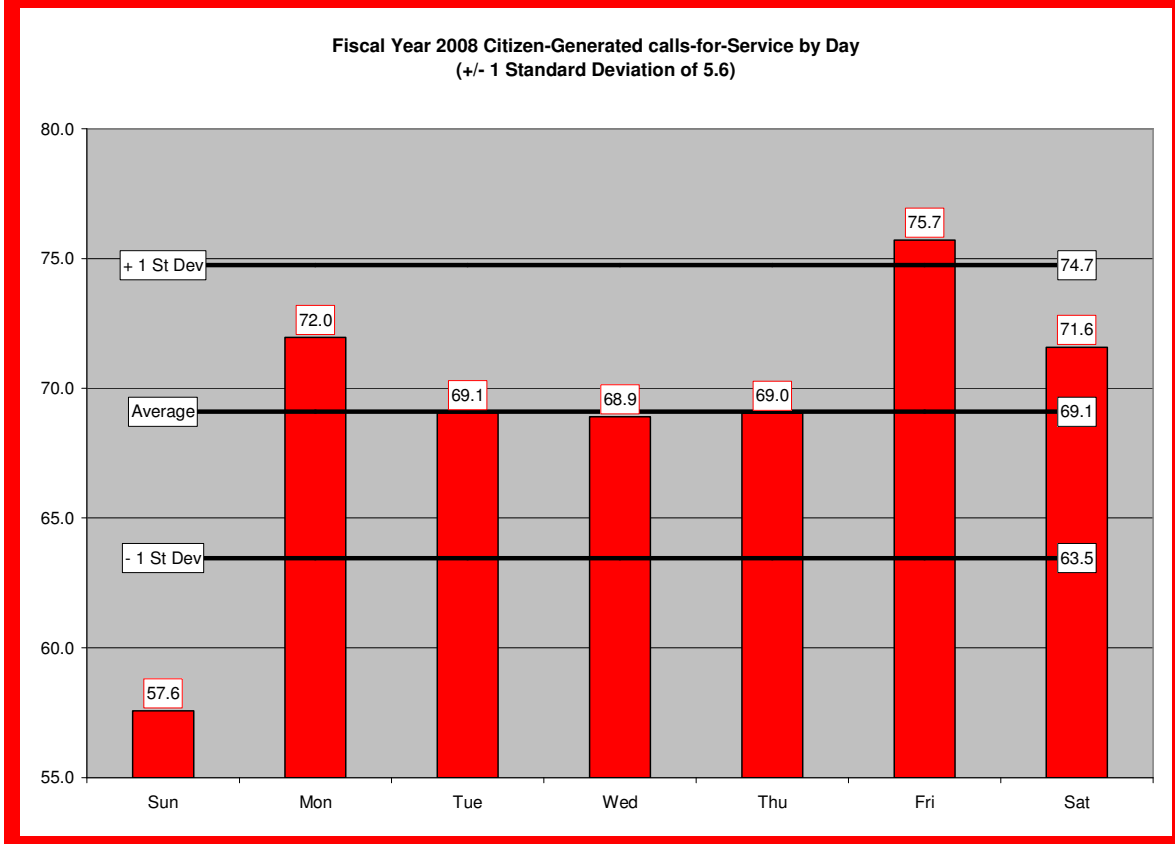
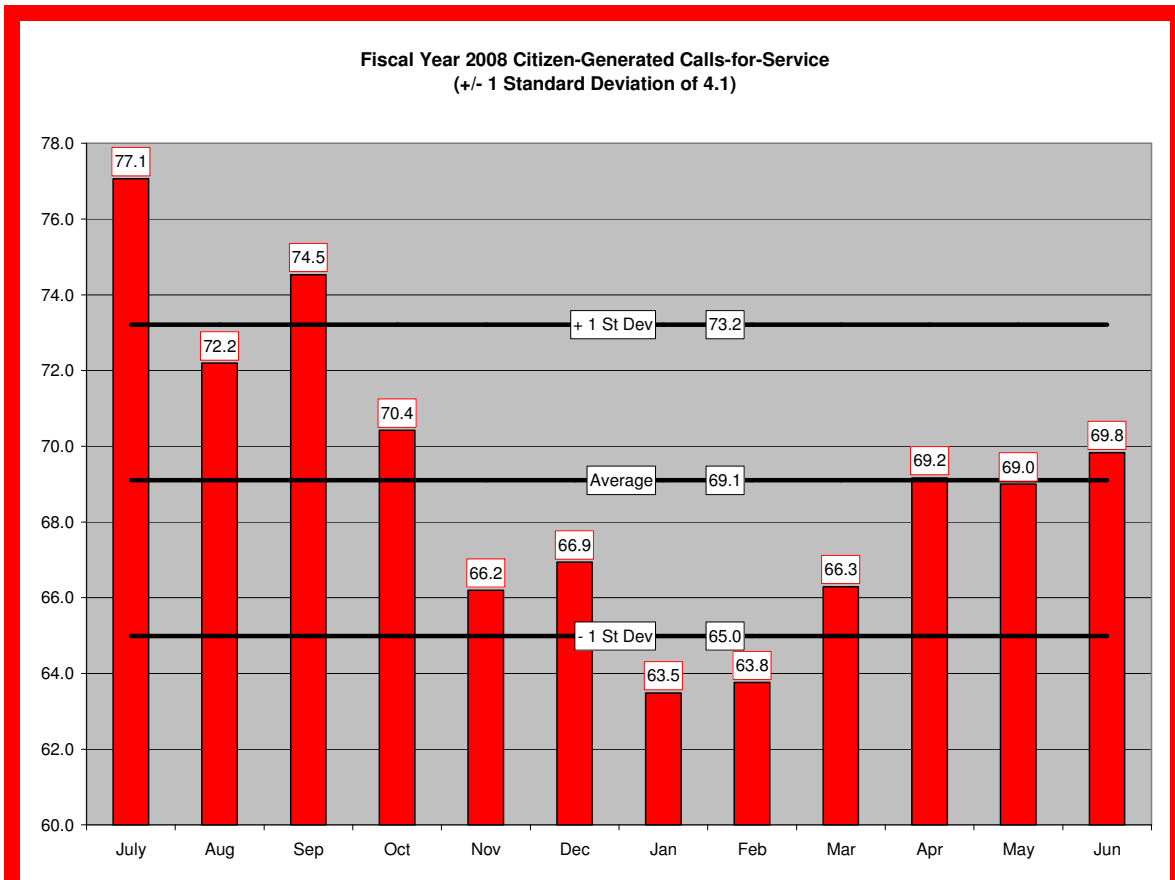
Call Type	Total	Call Type	Total
Building & Keep Check	26,347	Vehicle Pursuit	55
Traffic Stop	11,406	Assisting Other Agcy	47
Suspicious Person	4,223	Police Check Point	27
Suspicious Vehicle	2,007	Extra Duty	18
Follow-up To Original Case#	455	B & C Violation	1
Serving Warrant	274	Out For Break	1
Check Warrants	66	Total # Officer-Generated CFS FY08	44,927

The next chart will depict the relative change in the number of citizen and officer-generated calls-for-service.



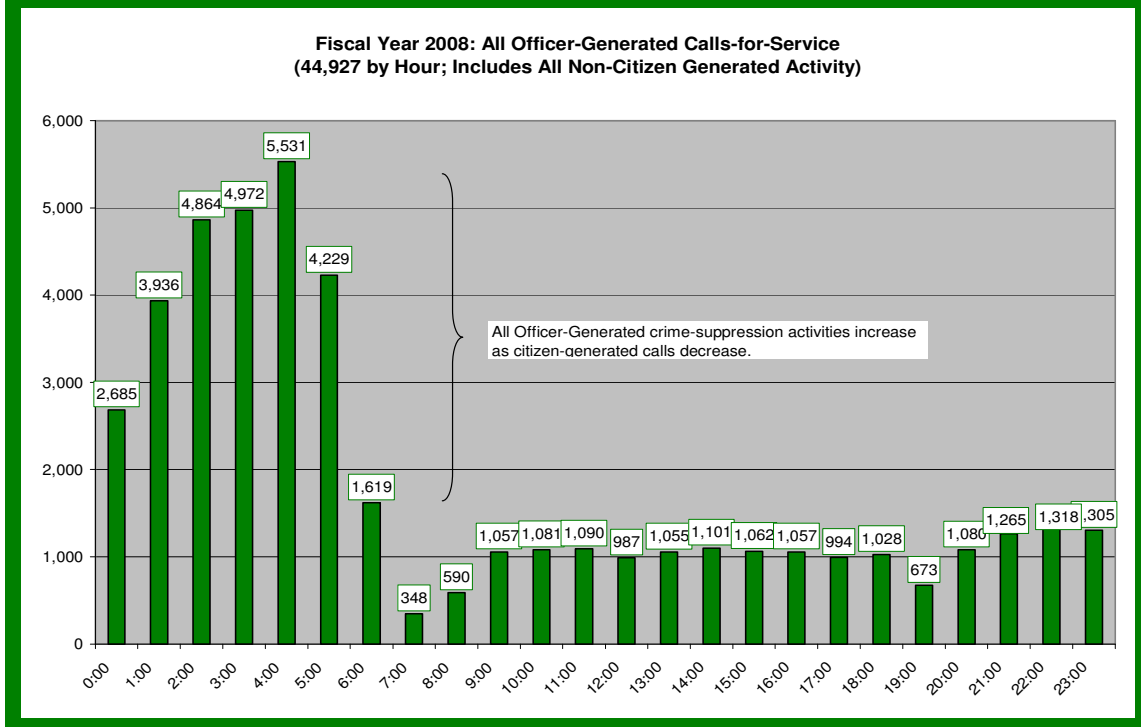
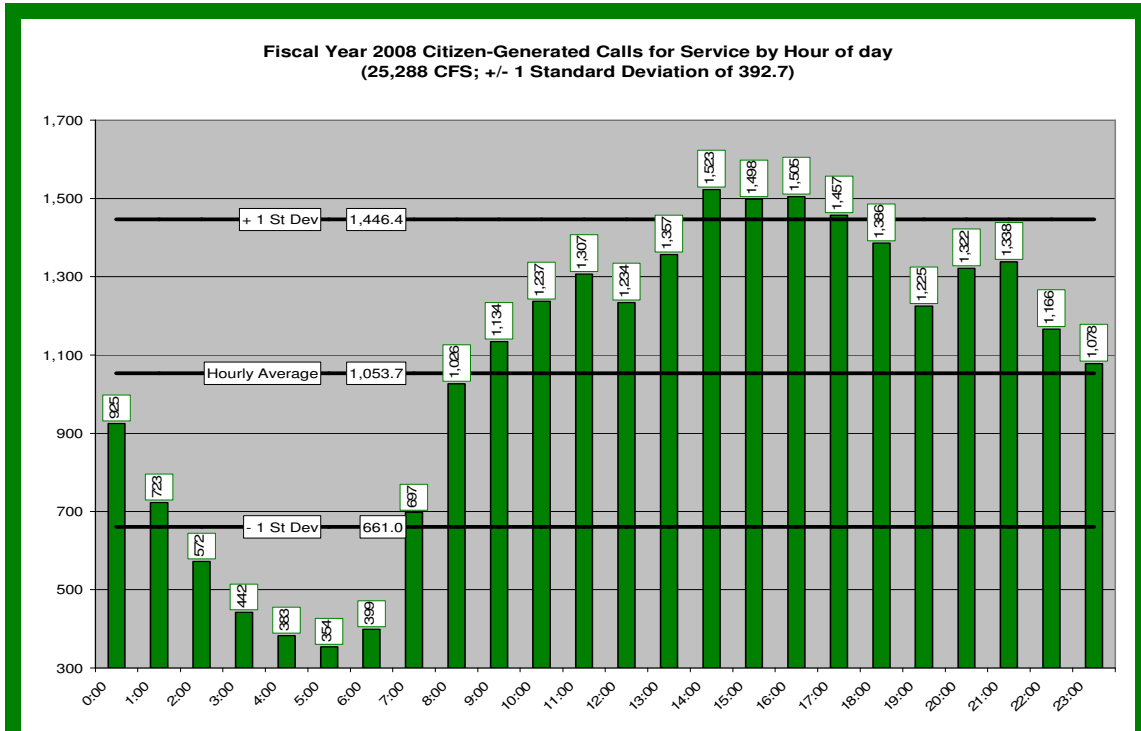
The next two charts indicate the daily averages by month and weekday. The “busiest” month of FY08 for citizen-generated calls was July 2007 with an average number of 77.1 calls-for-service per day. This was the same “busiest” month as the previous fiscal year (July 2006 in FY07) which came in at 73.0 calls-for-service per day. July 2007 was just barely inside the second standard deviation above normal. There were two somewhat “slow” months – January and February 2008 – with measurements more than one standard deviation below the average, but well within the second deviation.

The chart that depicts the weekday averages shows that Mondays – Thursdays and Saturdays were relatively sane with respect to citizen-generated call-volume. Fridays were slightly more than one standard deviation above normal. Sundays were just a little more than two standard deviations below the average.



The City of Anderson Police Department Fiscal Year 2008 Annual Report

As illustrated by the following two charts, during FY08 the fewest number of citizen-generated calls were answered during the early morning hours with 5:00 – 5:59 a.m. being the slowest individual hour of the 24-hour day and 14:00 – 14:59 p.m. was the busiest one-hour period of the day. The busiest period for all officer-generated activity was 04:00 – 04:59. That was also the busiest time for building checks. The busiest officer-generated times for non building-check activity were 10:00 – 10:59 p.m.

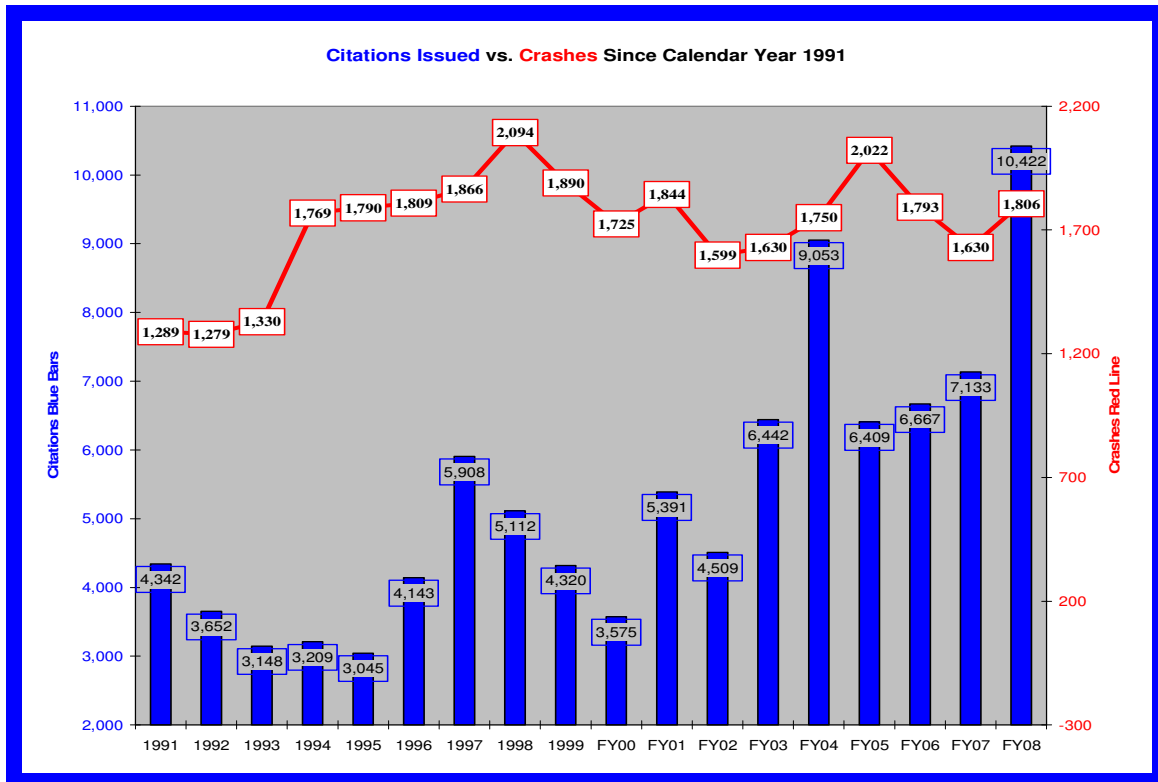


Traffic Management and Safety Initiatives

Traffic Officers in the City of Anderson Police Department are currently trained in several aspects of accident investigation and have in previous years traditionally spent more time working accidents than proactive traffic management. In the second half of the last decade, the range of traffic tickets was up from prior years' numbers but the relatively mild increase seemed to have no measurable impact upon the crash rate. Research has indicated that, over time, the issuance of traffic citations in a jurisdiction is correlated negatively with traffic accidents. However, a "critical mass" must be reached. (I.e. a minimum number of citations must be issued before any affect on accidents will be noticeable.)

In 2000, department officials established the long-range goal of making Anderson City one of the top ten safest cities in South Carolina within five years. At that time it was decided to use South Carolina Law Enforcement (S.L.E.D.) data for crime comparison and evaluation purposes and compare Anderson with other cities of similar size. To reach the goal of becoming among the state's top ten safest cities, it was determined that we should continue to **concentrate on decreasing the violent crime rate and simultaneously work proactively to reduce the city's traffic crash rate.**

During FY08, 10,422²³ traffic citations were issued, up 46.1% from 7,133 in FY07, and 472 parking tickets were issued, down 4.3% from 493 in FY07.²⁴ Traffic Crashes increased to 1,806, up 176 (+10.8%) from 1,630 FY07.



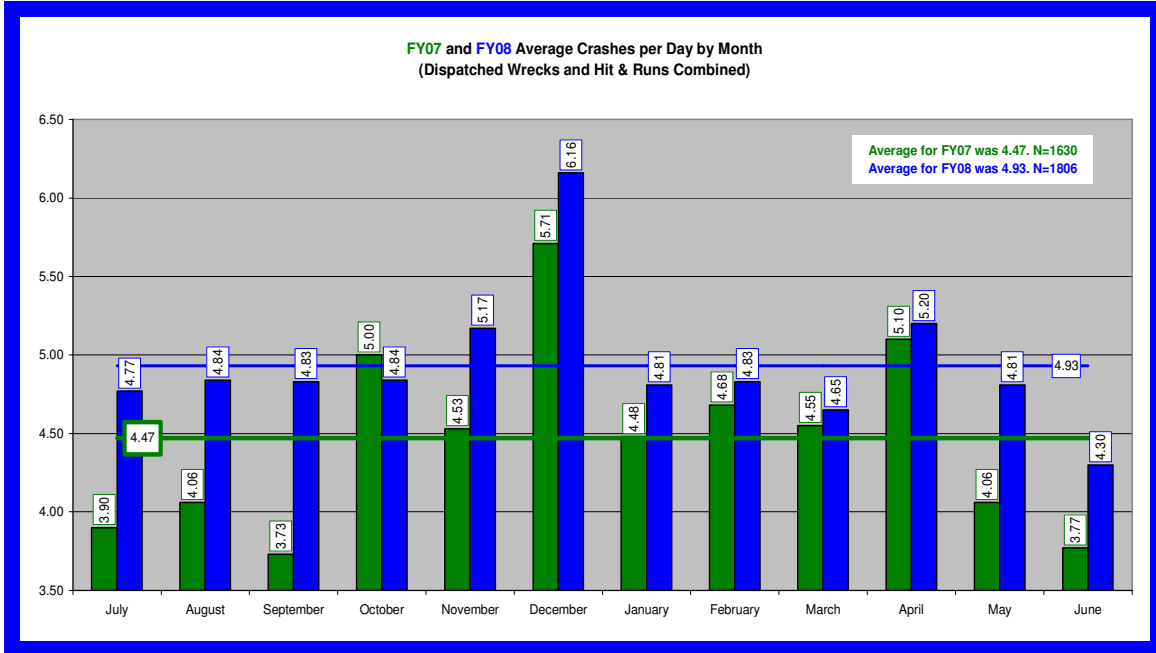
The department attempts to facilitate its traffic management programs by analyzing and evaluating wrecks in an effort to determine when and where accidents occur and how to best

²³ 10,391 were written by paid personnel, 1 by a reserve officer and 30 by officers from other depts.

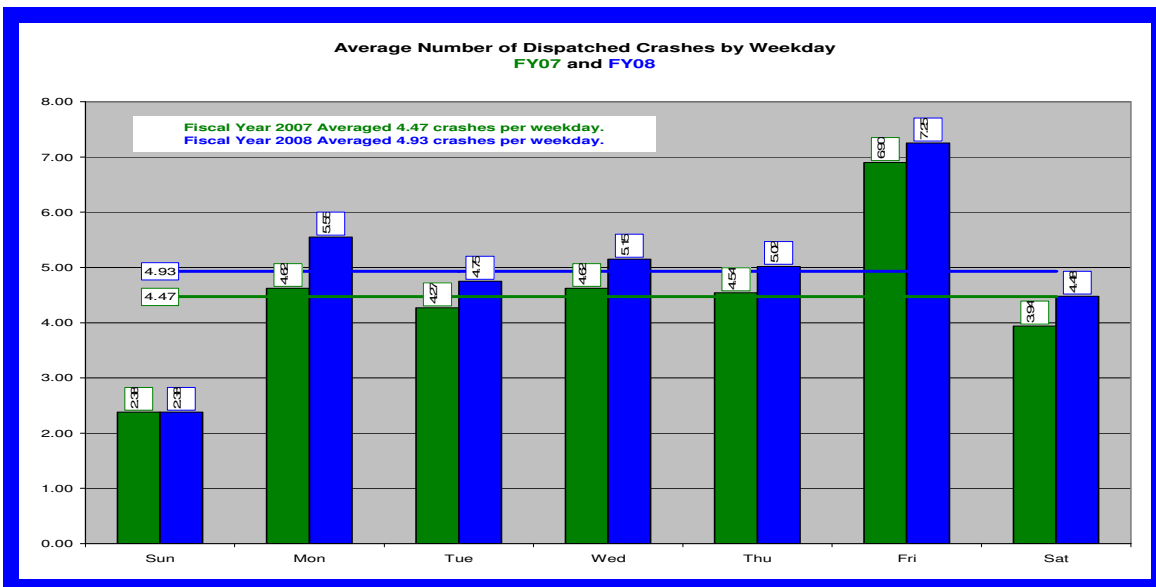
²⁴ Data includes all charges filed in city court. Please see Appendix.

The City of Anderson Police Department Fiscal Year 2008 Annual Report

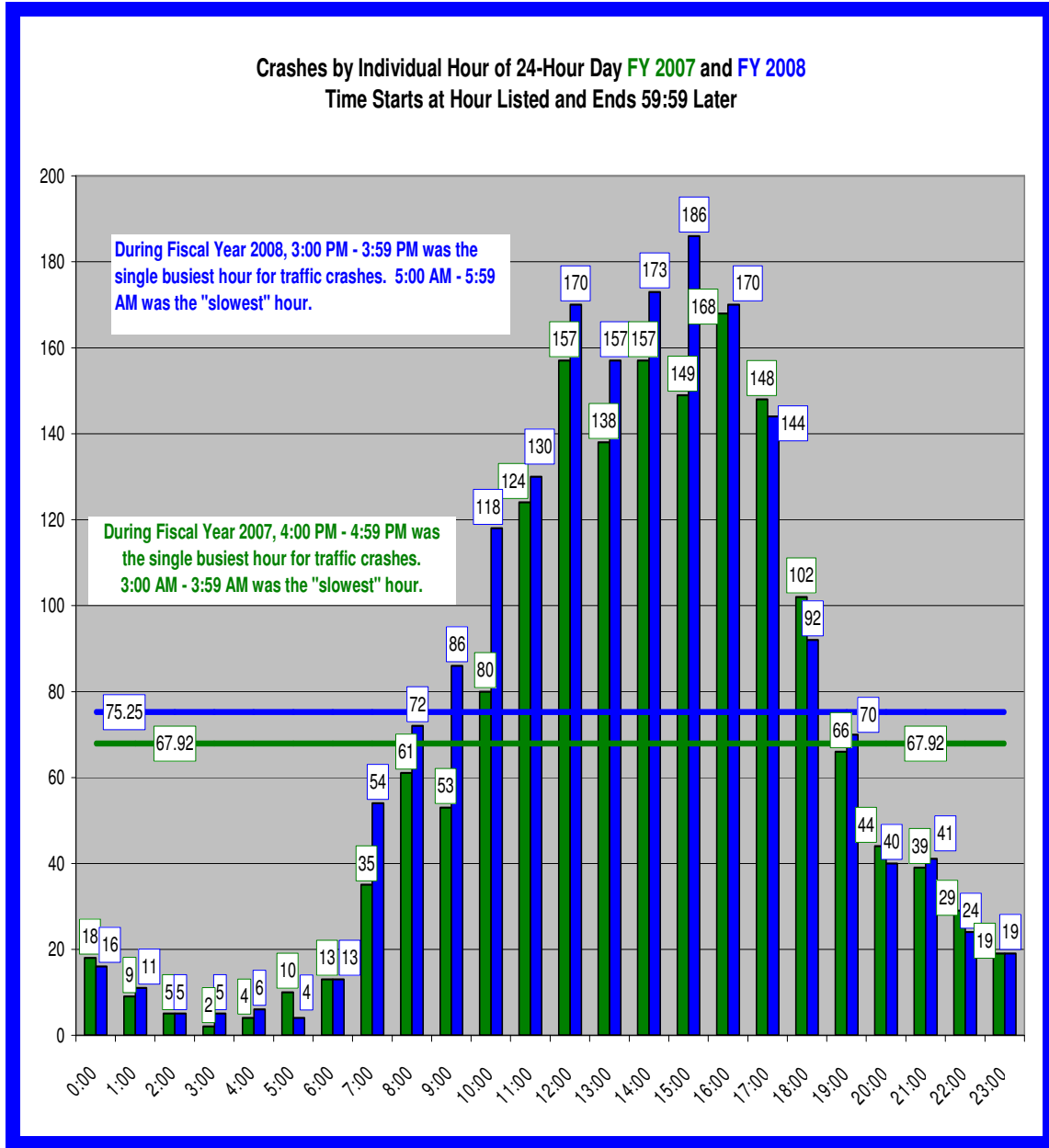
allocate resources. To determine when accidents occur, an analysis was performed to determine the variation in the number of traffic crashes across months, weekdays, hours of the day, and hours of the week. This study is provided as an example of how various types of analyses are used to assist management in the day-to-day allocation of human resources in a practical effort to maintain the traffic-crash-count as low as possible.



In addition to analyzing crash data by month, the department also analyzes weekdays. As a general rule, in past studies, Fridays have shown the highest frequency of accidents. The following chart indicates the daily averages for dispatched calls-for-service regarding traffic accidents in the City of Anderson for FYs 07 and 08.



The average number of wreck calls during each hour of the 24-hour day in FY08 was 75.25, up 10.8% from 67.92 in FY07. As in years passed, the crash-count varied wildly throughout the 24-hour period. The following chart indicates the frequency for traffic accidents in Anderson by time of day for fiscal years 2007 and 2008.

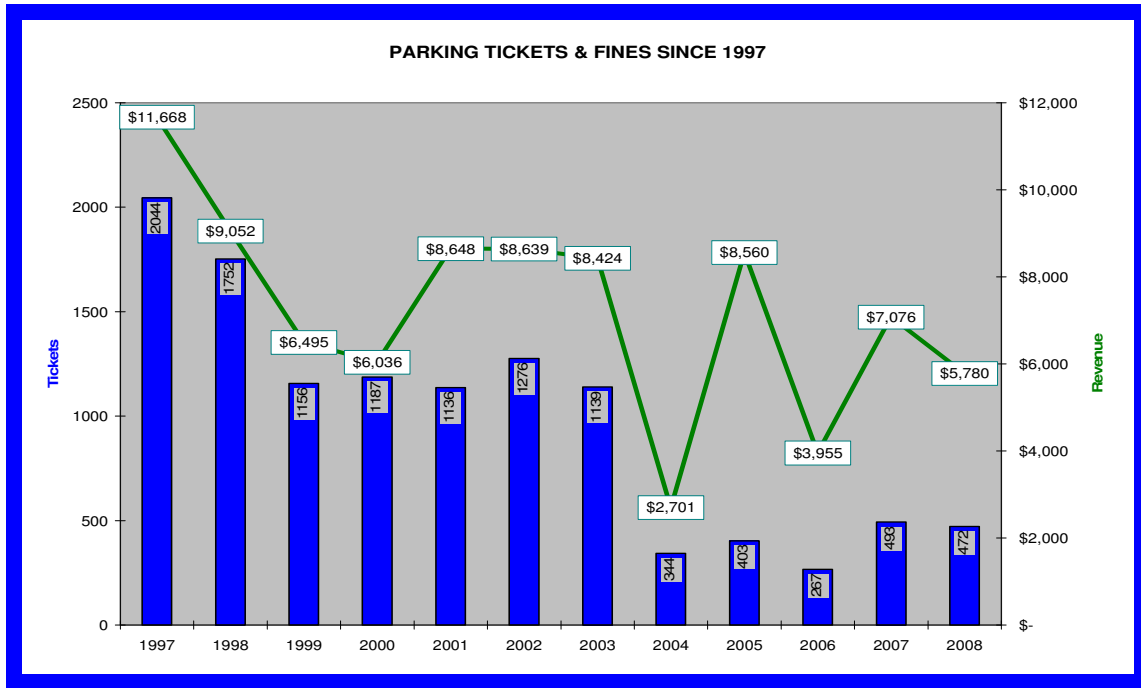


As the previous chart indicates, the period from 16:00 p.m. to 16:59 p.m. showed the highest number of accidents for each one of the 24-hour periods spread across the entire 365 days of FY07 and 15:00 – 15:59 was the busiest period for FY08. The early morning hours of 03:00 to 3:59 was the “slowest” time for accidents in FY07. The slowest time was 05:00 – 05:59 in FY08. At about 07:00, the frequency of accidents increases dramatically and is consistent with the typical schedule of city residents.

Most of these early morning accidents involve motorists commuting to and from work or school.

The City of Anderson Police Department has an officer assigned full time to the downtown area to manage downtown parking. During FY07 Parking Citations increased 85% to 493 from 267 in FY06.²⁵ In FY08 parking citations were 472.

The following chart plots the number of parking citations that have been issued by the police department since 1997 and lists the amount of revenue collected during the same periods.



Reserve Officer and State Constable Program

The City of Anderson Police Department maintains an active Reserve Police Force that consists of private citizens who volunteer their time to serve as police officers for the City of Anderson. The Reserve Police Force is under the direct chain-of-command of the Support Services Division and exists primarily to assist full-time officers in accomplishing the police department’s overall mission of serving the public, protecting innocent people, and enforcing local and state laws, as applicable. When officially on-duty, a Reserve Police Officer has full law enforcement authority when in contact – either directly or by electronic means – with a full time, on-duty officer. In addition to reserve police officers, the police department allows state constables to participate in patrol with full time officers.

²⁵ City of Anderson Docket (“JEMS” Database)

Typically, reserve officers are assigned to special events such as parades, Freedom Weekend Aloft, and other events where utilization of additional uniformed personnel is needed. Reserve officers are routinely assigned to regular patrol to “partner” with full-time officers, thereby enhancing the safety and effectiveness of the department by instantly converting a “one-person” unit into a “two-person” unit. In most cases this decreases the need to call a second car for backup and conserves resources.

The City of Anderson Police Department is effectively involved with revitalizing the downtown historical district. Oftentimes, event sponsors and civic leaders request police visibility when events are being planned which are intended to attract a large number of out-of-town patrons. The police are asked to “patrol” for visibility and to render assistance (provide directions and information about community interests) as needed. The usual events that are held downtown on the weekends are generally family related and therefore require little or no actual police action so, in addition to their assistance in special events and routine patrol, reserve officers are often assigned to “Downtown Patrol” on Friday and Saturday evenings. Most of the members of the Reserve Police Force are full-time, professionally employed family people; therefore this particular assignment is quite popular.

During Fiscal Year 2008, the City of Anderson Police Department Reserve Force’s total “man-hours” were 5,152.75, up 26.4% from 4,075 in FY07. The amount of work performed by Reserve Officers in FY08 was equivalent to employing 2.36 full time officers at a projected cost of \$92,077.²⁶ Those services were provided at no cost to the city.

The Reserve Police Force is an invaluable recruiting tool for the City of Anderson Police Department because it provides management with an opportunity to observe potential candidates for full-time employment prior to selection. Although service in the Reserves is not a prerequisite to full-time employment, some of the city’s best officers began their law enforcement career in the reserves. Furthermore, many people who are interested in law enforcement as a career, but are concerned about making an up-front decision to go full-time, will try the Reserve Police Force prior to applying for a full-time position.

The same criterion is used for selection in the Reserve Police Force as is used in the selection process for officers for the full-time police force. Some of the essential requirements are that applicants are required to (1) be at least 21 years of age, (2) be physically fit, (3) have a clear criminal history, (4) provide Motor Vehicle Department records indicating a good driving history, and (5) have a high school diploma or its equivalent. In addition, it is essential that applicants be in good standing with the community. The City of Anderson Police Department actively recruits for the Reserve Police Force and encourages all interested persons who meet the previously listed criterion to contact the Captain of Support Services to schedule an appointment to discuss the additional requirements and benefits of participation in the city’s Reserve Police Force.

²⁶ City of Anderson Police Officers’ basic schedule was 42 hours per week. $5152.75/2184 = 1.8$.

III.


Conclusion

The City of Anderson Police Department had an exceptionally good year in FY2008. As in previous years, and consistent with the City of Anderson Police Department's Mission Statement, the public safety was emphasized and service was provided in a professional and cost-efficient manner. In addition, for the sixth straight year, the police department contributed over \$2,000,000 toward offsetting the City of Anderson's tax base.

In FY08, paid-service-activity increased substantially, mainly due to the department's aggressive night-time community-security program wherein officers checked potential crime-target locations approximately 26,347 times. Furthermore, major violent crime was down from FY07.

FY07 department generated revenue was one of the best years ever. The in-kind contribution exceeded two-million-dollars for the first year ever, net revenue exceeded two-million-dollars for the six straight year and the total value of combined hard cash & in-kind contributions to the community in the form of goods and services exceeded four-million-dollars for the first time ever.

Police Department management has developed a plan for decreasing the violent crime rate and is preparing to meet the challenges provided by the next generation of criminals. The City of Anderson Police Department plans to continue improving its current programs as well as seeking new and innovative approaches to law enforcement. The department expects Fiscal-Year 2009 to further the progress that was achieved in Fiscal-Year 2008.



IV. Goals for Fiscal Year 2009

1. Decrease the incidents of major violent crimes.
2. Continue dynamic traffic management procedures with clearly defined objectives for decreasing traffic accidents in the City of Anderson.
3. Seek grant funding to continue the grant-funded Anti-Gang Initiative.
4. Implement Year 2 of the Crime Scene Investigator Unit by utilizing Justice Assistance Grant, continuing the two-person fully equipped forensic team.
5. Pursue Cyber Forensics investigative capability.
6. Implement Year 2 of the White Collar Crime Investigator, continuing a one-person fully trained White Collar Investigative Unit.
7. Pursue grant funding for an Investigator to specialize in investigating crimes involving Violence Against Women.
8. Pursue grant funding for a two-person traffic unit to aggressively target violations that contribute disproportionately to the crash rate.
9. Implement award of \$20,792 in Federal Justice Assistance Grant funding in order to continue the department's existing successful Street Level Criminal Apprehension Program.
10. Pursue Homeland Security grant funding through the Homeland Security grant program.
11. Increase funding from local schools to continue the School Resource Officer Program at the Alternative School, Hanna-Westside Extension Campus, McCants Middle School and Southwood Middle School.
12. Increase the amount of secondary (extra-duty) police work by police officers.
13. Increase the number of active reserves.
14. Continue to recruit and hire qualified women and minorities.
15. Pursue and complete the state accreditation process.
16. Continue to work with community groups to reduce crime.

Expense	Animal Cntrl	Conf Funds	Detention	Grant CSI	Grant PSN	Grant SCDPSO/T	Grant W/C	Patrol	Spprt Svcs	Vict Advo	Grand Total
Auto Equipment				60,554.00			25,345.00	158,142.48		24,753.80	268,795.28
Auto Operating Exp			2,630.32					81,971.83	878.72	1,062.47	86,543.34
Auxiliary Uniforms								2,738.76			2,738.76
Building Mtnc.			16,418.92								16,418.92
Electricity			57,341.21								57,341.21
Equipment Repairs			22,561.01					7,228.16		60.00	29,849.17
FICA			70,494.68	6,680.24	3,032.14	4,732.85	2,474.70	239,141.60	2,364.29	4,811.52	333,732.02
Gasoline			6,511.21	41.00				232,787.01		1,854.91	241,194.13
Grant Projects								4,077.83			4,077.83
Grant: Direct Jag O/T					2,434.48			29,757.58			32,192.06
Ins: Health			185,460.00	10,130.32	7,099.76		7,940.02	495,238.59		6,286.15	712,154.84
Ins: Life			3,278.61	256.73	85.79		79.89	9,238.14		140.92	13,080.08
Ins: LTD			5,146.44	418.63	198.10		187.98	16,585.98		249.51	22,786.64
Juvenile Detention			23,007.80								23,007.80
Laundry & Linen			8,007.88								8,007.88
Membership & Dues			780.00	0.00			0.00	3,312.96	125.00	155.00	4,372.96
Mtnc Contracts			8,993.67					7,794.21	1,118.32	3,306.57	21,212.77
Other Equipment		2,590.00	18,195.00	0.00			0.00	166,188.74			186,973.74
Overtime			25,186.06	20,614.55	4,300.14		5,761.18	101,251.52		6,613.88	163,727.33
Overtime: Bomb Squad								275.00	8,244.12		8,519.12
Overtime: Clemson								318.00	8,436.41		8,754.41
Overtime: D/T Sounds									162.47		162.47
Overtime: Extra Duty								222.45	15,906.65		16,129.10
Pensions	31.57		91,171.63	9,128.35	4,209.31	6,394.57	3,610.03	307,712.31	1,793.08	1,472.85	425,523.70
Printing & Supplies		36.00	5,693.91	726.38	1,978.64		341.52	22,570.60		4,071.37	35,418.42
Professional Services			30,128.43					5,106.83	5,493.80	236.07	40,965.13
Salaries			942,864.87	68,655.63	34,432.31		29,420.25	3,110,307.01		54,395.56	4,240,075.63
SCDPSO/T						62,295.03					62,295.03
Special Contracts			139.95					3,969.25			4,109.20
Special Projects								5,588.68			5,588.68
Specialized Supplies		34,919.53	244,882.61	104,224.27	3,087.93		8,826.57	20,873.45	1,329.57	7,122.09	425,266.02
Telephone			5,788.67	0.00	0.00		0.00	37,397.89		1,255.46	44,442.02
Training					75.00		112.00	44.52	32,139.03	975.51	33,346.06
Travel & Conference			163.43	5,133.98	3,373.74		4,829.26	616.20	4,099.60	498.21	18,714.42
Uniforms & Clothing			5,511.24	1,240.00			620.00	68,127.74		1,273.75	76,772.73
Victim's Restitution										1,521.35	1,521.35
Workers' Comp				0.00			0.00	5,649.34			5,649.34
Grand Total	31.57	37,545.53	1,780,357.55	287,804.08	64,307.34	73,422.45	89,548.40	5,144,234.66	82,091.06	122,116.95	7,681,459.59

Appendix
The City of Anderson Police Department Cash and In-Kind Contribution

Department Generated Revenue for FY	FY 2001	FY 2002	FY 2003	FY 2004	FY 2005	FY 2006	FY 2007	FY 2008
U.S. Marshal's Program	\$ 1,092,120	\$ 1,087,475	\$ 1,063,436	\$ 1,124,675	\$ 1,179,513	\$ 1,119,136	\$ 1,165,122	\$ 1,038,449
Detention Center Phone Fees	\$ 54,351	\$ -	\$ 13,639	\$ 36,712	\$ 37,729	\$ 45,140	\$ 36,550	\$ 46,744
Criminal Fines (net)	\$ 247,248	\$ 183,215	\$ 213,662	\$ 220,535	\$ 247,051	\$ 272,401	\$ 235,287	\$ 282,787
Traffic Citations (net)	\$ 274,946	\$ 236,142	\$ 327,501	\$ 479,307	\$ 306,506	\$ 343,566	\$ 313,139	\$ 468,968
Miscellaneous (General Sessions, Ct Cost, etc)						\$ 264		\$ 319
General Sessions Bond Fines (net) (misc FY06+)	\$ -	\$ 1,132	\$ 500	\$ -	\$ 375		\$ 30	
Parking Citations	\$ 8,648	\$ 8,644	\$ 8,424	\$ 2,701	\$ 8,560	\$ 3,955	\$ 7,076	\$ 5,780
Towing Fees (\$152,254 split w/ Garage in FY08)	\$ 42,934	\$ 40,122	\$ 47,829	\$ 54,317	\$ 31,680	\$ 50,086	\$ 39,971	\$ 76,127
Animal Control	\$ 430	\$ 410	\$ 300	\$ 430	\$ 570	\$ 660	\$ 680	\$ 420
Court Cost (Miscellaneous in FY06 & later)	\$ 19,182	\$ 10,174	\$ 10,380	\$ -	\$ 10,307		\$ 5,201	\$ 369
Records Checks	\$ 3,086	\$ 3,148	\$ 5,955	\$ 7,579	\$ 6,384	\$ 4,255	\$ 3,775	\$ 3,392
Finger Prints								\$ 1,960
Photos & Copies	\$ 1,436	\$ 1,412	\$ 1,342	\$ 1,228	\$ 1,334	\$ 1,033	\$ 1,112	\$ 1,909
Funeral Escorts	\$ 11,075	\$ 10,800	\$ 11,950	\$ 11,150	\$ 10,850	\$ 10,800	\$ 9,925	\$ 7,650
Taxi	\$ 145	\$ 180	\$ 375	\$ 493	\$ 310	\$ 266	\$ 161	\$ 418
Forfeited Narcotics Proceeds	\$ 27,225	\$ 34,029	\$ 22,802	\$ 208,281	\$ 13,944	\$ 31,576	\$ 24,553	\$ 27,968
Total Department Generated Revenue for FY	\$ 1,782,826	\$ 1,616,883	\$ 1,728,095	\$ 2,147,408	\$ 1,855,113	\$ 1,883,138	\$ 1,842,582	\$ 1,963,260
Grant Generated Revenue for Fiscal Year as an Offset to Budget (Unaudited)								
United States Department of Justice Grant	\$ 119,389	\$ 107,224.00	\$ 74,072	\$ 49,403	\$ 18,535	\$ 13,791	\$ 4,650	
Mini-Grant / Traffic	\$ 12,595	\$ -	\$ -	\$ 20,340	\$ -			
DUI/MJDTF (APD \$73,352 + Other Towns \$60,849)	\$ -	\$ -	\$ 9,264	\$ 118,354	\$ 134,201			
HUD (1 Officer Previous Contract Continued)	\$ 31,005	\$ 31,107.00	\$ 31,107	\$ 31,800	\$ 31,800	\$ 31,800	\$ 31,800	\$ 31,800
School Resource Officer (State)	\$ 69,664	\$ -	\$ -	\$ -	\$ -			
School Resource Officer (1) Alt School (Federal)	\$ -	\$ 15,408.00	\$ 34,174	\$ 36,226	\$ 18,599			
School Resource Officer (1) Alt School							\$ 20,500	\$ 27,771
Criminal Domestic Violence (2 Investigators)		\$ 72,102.00	\$ 111,825	\$ 90,192	\$ -			
Child/Elder Abuse Investigator (1 Investigator)	\$ -	\$ -	\$ 67,061	\$ 50,855	\$ 49,832			
School Truancy Officer Full Time	\$ -	\$ -	\$ 29,984	\$ 7,474	\$ -			
Body Armor Purchase Program	\$ -	\$ -	\$ 22,390	\$ -	\$ -		\$ 1,250	\$ 500
Body Armor (Target Corporation Award)								\$ 600
Tasers					\$ 1,500		\$ 450	\$ 1,500
School Dist 5 / SRO (3 in FY06, FY07 & FY08)	\$ 26,841	\$ 40,000.00	\$ -	\$ -	\$ 41,000	\$ 61,500	\$ 61,092	\$ 106,000
School Dist 5 / Truancy O/T	\$ 21,861	\$ 25,695.00	\$ 20,466	\$ -	\$ -			
SCIBRS	\$ -	\$ -	\$ -	\$ 175,600	\$ 145,409			
PSN (1 Investigator FY08)	\$ -	\$ -	\$ -	\$ 72,395	\$ 66,419	\$ 78,053	\$ 77,116	\$ 74,902
Meth Lab Eradication (Training)				\$ 434	\$ 229			
Community Bike Grant (6 Bikes)	\$ -	\$ -	\$ -	\$ 4,380	\$ -			
Homeland Security 4LETP09 in 05 (Small Towns)					\$ 59,401			
Homeland Security Rev/Ext of Previous Award					\$ 188,074	\$ 146,932		\$ 32,758
SCDPS Street Level Criminal Apprehension (O/T)								\$ 55,596
White Collar Crime Investigator (1 Inv. FY08)								\$ 72,947
CSI Forensics (2 Investigators FY08)								\$ 206,703
Total Grant Generated Revenue	\$ 281,355	\$ 291,536	\$ 400,343	\$ 657,453	\$ 754,999	\$ 332,076	\$ 196,858	\$ 611,077
Officer-Generated Budget-Offsetting Revenue								
Extra Duty Run Through City							\$ 21,100	\$ 8,154
TOTAL NET REVENUE	\$ 2,064,181	\$ 1,908,419	\$ 2,128,438	\$ 2,804,861	\$ 2,610,112	\$ 2,215,214	\$ 2,060,540	\$ 2,582,491
In-Kind Contributions for Fiscal Year								
In-Kind Cash / Equipment Contributions	\$ 363,576	\$ 341,164	\$ 403,690	\$ 447,481	\$ 553,991	\$ 668,700	\$ 655,864	\$ 861,933
City tow service contribute to garage	\$ -	\$ 10,000	\$ -	\$ -	\$ 31,680		In Above Amt	In Above Amt
Off-Duty Police Officer Employment	\$ 306,683	\$ 427,073	\$ 469,174	\$ 343,732	\$ 343,732	\$ 729,217	\$ 593,619	\$ 964,921
Reserve Officer / State Constable Program	\$ 94,257	\$ 76,144	\$ 133,084	\$ 76,811	\$ 76,811	\$ 120,984	\$ 74,534	\$ 92,077
Jail Work Program	\$ 67,588	\$ 77,172.00	\$ 77,172	\$ 98,532	\$ 98,532	\$ 154,926	\$ 154,926	\$ 172,596
State Prisoners Assigned To City Jail	\$ 93,312	\$ 92,520.00	\$ 92,520	\$ 92,520	\$ 92,520	\$ 95,673	\$ 95,673	\$ 95,958
TOTAL IN-KIND CONTRIBUTIONS	\$ 925,416	\$ 1,024,073	\$ 1,175,640	\$ 1,059,076	\$ 1,197,266	\$ 1,769,500	\$ 1,574,616	\$ 2,187,485
TOTAL CONTRIBUTION BY APD FY01:	\$2,989,597							
TOTAL CONTRIBUTION BY APD FY02:		\$2,932,492						
TOTAL CONTRIBUTION BY APD FY03:			\$3,304,078					
TOTAL CONTRIBUTION BY APD FY04:				\$3,863,937				
TOTAL CONTRIBUTION BY APD FY05:					\$3,807,378			
TOTAL CONTRIBUTION BY APD FY06:						\$3,984,714		
TOTAL CONTRIBUTION BY APD FY07:							\$3,635,156	
TOTAL CONTRIBUTION BY APD FY08:								\$4,769,976

Appendix
The City of Anderson Police Department Cash and In-Kind Contribution

INKIND CONTRIBUTIONS								
	FY2001	FY2002	FY2003	FY2004	FY2005	FY2006	FY2007	FY2008
Buck-A-Cup (actual dollars) (No Golf Tournament in Fys 06-08)	\$ 11,765	\$ 4,300	\$ 14,986	\$ 15,603	\$ 8,598	\$ 1,460	\$ 502	\$ -
Zack's Vending Company (vending machines - actual dollars)	\$ -	\$ 6,221	\$ 5,390	\$ 4,763	\$ 6,195	\$ -	\$ 8,977	\$ 10,529
Seized / Confiscated electronic equipment	\$ 1,500	\$ -	\$ 3,620	\$ 100	\$ -	\$ -	\$ 225	\$ -
Seized / Confiscated equipment	\$ -	\$ 24,000	\$ 49,000	\$ 8,000	\$ 6,000	\$ -	\$ -	\$ -
Criminal & Traffic State Fine Assessments	\$ 350,311	\$ 306,643	\$ 330,694	\$ 419,015	\$ 533,198	\$ 617,164	\$ 606,190	\$ 775,277
Split \$152,254 Towfees w Shop. This amt to shop FY08:	\$ -	\$ -	\$ -	\$ -	\$ -	\$ 50,066	\$ 39,970	\$ 76,127
TOTAL INKIND CONTRIBUTION- CASH & EQUIPMENT:	\$ 363,576	\$ 341,164	\$ 403,690	\$ 447,481	\$ 553,991	\$ 668,700	\$ 655,864	\$ 861,933
Split \$63,360 Tow Service with Shop. This amt to shop FY08:	\$ -	\$ 10,000	\$ -	\$ -	\$ 31,680	See Above	See Above	See Above
OFF-DUTY HOURS PROVIDED BY PRIVATE PAY								
Man-hours provided by 50 officers at approx 20 hrs/wk for FY08								
Average hourly rate for new officers: \$13								
Man-hours worked FY08: 52,000 (Equal to 23.8 FT Officers @42/wk)								
Value of Man-hours worked per year (FY08: 52,000x\$13 rounded)	\$ 226,512	\$ 308,880	\$ 333,586	\$ 240,240	\$ 240,240	\$ 517,140	\$ 405,600	\$ 676,000
Benefits provided by city:								
Retirement 10.3%	\$ 23,331	\$ 31,815	\$ 34,359	\$ 24,745	\$ 24,745	\$ 53,265	\$ 41,777	\$ 69,628
Insurance (FY08: 23.8 f/t x \$5,000 in Fys 07-08)	\$ 31,358	\$ 39,629	\$ 42,701	\$ 30,720	\$ 30,720	\$ 69,291	\$ 71,500	\$ 119,000
FICA 7.65%	\$ 17,328	\$ 23,629	\$ 25,519	\$ 18,378	\$ 18,378	\$ 39,561	\$ 31,028	\$ 51,714
WC 5.98 (5.6% prior to FY08):	\$ 8,154	\$ 11,120	\$ 12,009	\$ 8,649	\$ 8,649	\$ 28,960	\$ 22,714	\$ 40,425
TOTAL VALUE OF BENEFITS (unpaid by city)	\$ 80,171	\$ 106,193	\$ 114,588	\$ 82,492	\$ 82,492	\$ 191,077	\$ 167,019	\$ 280,767
Clemson Football Bomb Technicians	\$ -	\$ 12,000	\$ 21,000	\$ 21,000	\$ 21,000	\$ 21,000	\$ 21,000	\$ 8,154
TOTAL CONTRIBUTION BY OFFICERS ON PRIVATE PAY:	\$ 306,683	\$ 427,073	\$ 469,174	\$ 343,732	\$ 343,732	\$ 729,217	\$ 593,619	\$ 964,921
RESERVE OFFICER / STATE CONSTABLE PROGRAM								
5,152.75 Man Hrs for FY08 (Equal to 2.36 F/T Officers @42 Hrs/Wk)								
Average hourly rate for new cert officers: \$13								
Value of Man-hours worked per year (5,152.75 X \$13 for FY08):	\$ 70,554	\$ 57,299	\$ 99,121	\$ 57,178	\$ 57,178	\$ 88,361	\$ 52,975	\$ 66,986
Benefits provided by city:								
Retirement 10.3% of above amount:	\$ 7,267	\$ 5,902	\$ 10,209	\$ 5,889	\$ 5,889	\$ 9,101	\$ 5,456	\$ 6,900
Insurance [(2.36 x \$5,000) for FY08]	\$ 9,674	\$ 8,909	\$ 12,657	\$ 7,311	\$ 7,311	\$ 11,814	\$ 9,350	\$ 11,800
FICA 7.65% of above amount:	\$ 5,397	\$ 4,383	\$ 7,583	\$ 4,374	\$ 4,374	\$ 6,760	\$ 4,053	\$ 5,124
WC 5.98% of above amount (5.6% prior to FY08):	\$ 2,540	\$ 2,063	\$ 3,568	\$ 2,058	\$ 2,058	\$ 4,948	\$ 2,967	\$ 4,006
Documented Operational Expense from Finance Records:	\$ (1,175)	\$ (2,412)	\$ (54)	\$ -	\$ -	\$ -	\$ (267)	\$ (2,739)
TOTAL CONT. OF RES. OFF. / STATE CONSTABLE PROGRAM:	\$ 94,257	\$ 76,144	\$ 133,084	\$ 76,810	\$ 76,810	\$ 120,984	\$ 74,534	\$ 92,077
IN-HOUSE SERVICES PROVIDED TO CITY								
Jail work detail (FY08: 10 @ 8 hrs/day / 200 days year X \$7.50)	\$ 45,760	\$ 52,800	\$ 52,800	\$ 72,000	\$ 72,000	\$ 108,000	\$ 108,000	\$ 120,000
Insurance (10 @ \$302 x 12)	\$ 16,680	\$ 18,432	\$ 18,432	\$ 18,432	\$ 18,432	\$ 32,616	\$ 32,616	\$ 36,240
FICA 7.65% of salary amount	\$ 3,501	\$ 4,039	\$ 4,039	\$ 5,508	\$ 5,508	\$ 8,262	\$ 8,262	\$ 9,180
WC 5.98% of salary amount (up from 5.6 in FY07)	\$ 1,647	\$ 1,901	\$ 1,901	\$ 2,592	\$ 2,592	\$ 6,048	\$ 6,048	\$ 7,176
City Detention Work Contribution	\$ 67,588	\$ 77,172	\$ 77,172	\$ 98,532	\$ 98,532	\$ 154,926	\$ 154,926	\$ 172,596
State prisoners assigned to city (FY08: 3 F/T @ 40 Hrs x \$7.50 x 52)	\$ 46,800	\$ 46,800	\$ 46,800	\$ 46,800	\$ 46,800	\$ 46,800	\$ 46,800	\$ 46,800
Overtime on above (3 X 16 X 1.5 X 52 X \$7.50)	\$ 28,080	\$ 28,080	\$ 28,080	\$ 28,080	\$ 28,080	\$ 28,080	\$ 28,080	\$ 28,080
Insurance (3 x \$302 x 12)	\$ 10,008	\$ 9,216	\$ 9,216	\$ 9,216	\$ 9,216	\$ 10,872	\$ 10,872	\$ 10,872
FICA 7.65% of total salary	\$ 5,728	\$ 5,728	\$ 5,728	\$ 5,728	\$ 5,728	\$ 5,728	\$ 5,728	\$ 5,728
WC 5.98% of total salary (Up from 5.6% in FY07)	\$ 2,696	\$ 2,696	\$ 2,696	\$ 2,696	\$ 2,696	\$ 4,193	\$ 4,193	\$ 4,478
State Prisoner Contribution	\$ 93,312	\$ 92,520	\$ 92,520	\$ 92,520	\$ 92,520	\$ 95,673	\$ 95,673	\$ 95,958
TOTAL CONTRIBUTION OF IN-HOUSE SERVICES:	\$ 160,900	\$ 169,692	\$ 169,692	\$ 191,052	\$ 191,052	\$ 250,599	\$ 250,599	\$ 263,564
TOTAL \$ VALUE INKIND CONTRIBUTION:	\$ 925,416	\$ 1,024,073	\$ 1,175,640	\$ 1,059,075	\$ 1,197,265	\$ 1,769,500	\$ 1,574,616	\$ 2,187,485

Appendix to The City of Anderson Police Department Fiscal Year 2008 Annual Report
Fiscal Years 2007 - 2008 Traffic and Criminal Fines

Fiscal Year 2008	TRAFFIC			CRIMINAL			COMBINED		
	Gross	Fees	Net	Gross	Fees	Net	Gross	Fees	Net
Jul-07	68,739.53	34,879.03	33,860.50	29,379.17	13,587.13	15,792.04	98,118.70	48,466.16	49,652.54
Aug-07	63,485.28	34,076.30	29,408.98	40,000.98	19,046.27	20,954.71	103,486.26	53,122.57	50,363.69
Sep-07	73,474.86	38,560.12	34,914.74	33,820.76	16,372.09	17,448.67	107,295.62	54,932.21	52,363.41
Oct-07	74,465.02	40,644.27	33,820.75	38,015.00	17,820.84	20,194.16	112,480.02	58,465.11	54,014.91
Nov-07	75,046.92	40,827.69	34,219.23	31,945.18	14,866.94	17,078.24	106,992.10	55,694.63	51,297.47
Dec-07	67,881.32	37,585.38	30,295.94	41,088.62	19,704.85	21,383.77	108,969.94	57,290.23	51,679.71
Jan-08	90,057.45	45,449.75	44,607.70	50,962.29	22,201.53	28,760.76	141,019.74	67,651.28	73,368.46
Feb-08	118,689.49	65,151.06	53,538.43	69,487.06	31,865.16	37,621.90	188,176.55	97,016.22	91,160.33
Mar-08	103,912.07	56,933.00	46,979.07	44,909.67	21,327.92	23,581.75	148,821.74	78,260.92	70,560.82
Apr-08	94,569.84	52,009.98	42,559.86	44,232.59	18,589.93	25,642.66	138,802.43	70,599.91	68,202.52
May-08	94,135.11	48,655.93	45,479.18	52,359.73	23,313.26	29,046.47	146,494.84	71,969.19	74,525.65
Jun-08	81,145.59	41,861.95	39,283.64	45,228.31	19,946.49	25,281.82	126,373.90	61,808.44	64,565.46
Totals	1,005,602.48	536,634.46	468,968.02	521,429.36	238,642.41	282,786.95	1,527,031.84	775,276.87	751,754.97

Fiscal Year 2007	TRAFFIC			CRIMINAL			COMBINED		
	Gross	Fees	Net	Gross	Fees	Net	Gross	Fees	Net
Jul-06	50,979.34	31,298.01	19,681.33	34,050.61	17,725.88	16,324.73	85,029.95	49,023.89	36,006.06
Aug-06	38,540.04	21,420.03	17,120.01	38,648.22	18,081.48	20,566.74	77,188.26	39,501.51	37,686.75
Sep-06	52,854.29	29,989.26	22,865.03	29,445.16	13,828.67	15,616.49	82,299.45	43,817.93	38,481.52
Oct-06	58,303.42	33,169.28	25,134.14	26,171.68	12,216.12	13,955.56	84,475.10	45,385.40	39,089.70
Nov-06	57,876.04	33,011.07	24,864.97	31,426.82	14,753.21	16,673.61	89,302.86	47,764.28	41,538.58
Dec-06	43,705.63	25,062.21	18,643.42	28,079.40	13,023.57	15,055.83	71,785.03	38,085.78	33,699.25
Jan-07	77,234.80	42,750.12	34,484.68	34,968.04	16,680.90	18,287.14	112,202.84	59,431.02	52,771.82
Feb-07	77,144.05	43,697.66	33,446.39	57,875.73	26,414.63	31,461.10	135,019.78	70,112.29	64,907.49
Mar-07	64,687.17	37,254.85	27,432.32	43,485.28	20,938.61	22,546.67	108,172.45	58,193.46	49,978.99
Apr-07	67,351.70	38,886.25	28,465.45	41,216.60	19,435.19	21,781.41	108,568.30	58,321.44	50,246.86
May-07	61,830.99	35,016.11	26,814.88	42,656.41	20,042.06	22,614.35	104,487.40	55,058.17	49,429.23
Jun-07	59,007.76	24,821.06	34,186.70	37,077.14	16,673.96	20,403.18	96,084.90	41,495.02	54,589.88
Totals	709,515.23	396,375.91	313,139.32	445,101.09	209,814.28	235,286.81	1,154,616.32	606,190.19	548,426.13

Appendix to The City of Anderson Police Department Fiscal Year 2008 Annual Report
Historical Data: Previous Years Traffic and Criminal Fines

Fiscal Year 2006	TRAFFIC			CRIMINAL			COMBINED		
	Gross	Fees	Net	Gross	Fees	Net	Gross	Fees	Net
Jul-05	47,856.34	24,429.75	23,426.59	28,223.58	12,726.68	15,496.90	76,079.92	37,156.43	38,923.49
Aug-05	65,142.91	32,580.05	32,562.86	40,422.86	18,091.08	22,331.78	105,565.77	50,671.13	54,894.64
Sep-05	54,847.70	28,876.15	25,971.55	34,539.48	15,223.77	19,315.71	89,387.18	44,099.92	45,287.26
Oct-05	54,383.81	29,152.24	25,231.57	38,065.42	17,929.77	20,135.65	92,449.23	47,082.01	45,367.22
Nov-05	61,359.86	31,017.76	30,342.10	38,794.81	17,701.44	21,093.37	100,154.67	48,719.20	51,435.47
Dec-05	53,354.34	28,191.38	25,162.96	29,592.32	13,233.71	16,358.61	82,946.66	41,425.09	41,521.57
Jan-06	71,423.34	36,662.85	34,760.49	47,988.69	21,691.44	26,297.25	119,412.03	58,354.29	61,057.74
Feb-06	70,274.09	37,605.89	32,668.20	53,743.87	24,497.52	29,246.35	124,017.96	62,103.41	61,914.55
Mar-06	69,482.79	38,285.64	31,197.15	49,014.74	21,778.95	27,235.79	118,497.53	60,064.59	58,432.94
Apr-06	55,239.01	30,077.46	25,161.55	35,477.61	16,669.70	18,807.91	90,716.62	46,747.16	43,969.46
May-06	68,642.16	37,661.21	30,980.95	55,971.02	25,349.89	30,621.13	124,613.18	63,011.10	61,602.08
Jun-06	61,774.46	35,674.66	26,099.80	47,515.43	22,054.95	25,460.48	109,289.89	57,729.61	51,560.28
Totals	733,780.81	390,215.04	343,565.77	499,349.83	226,948.90	272,400.93	1,233,130.64	617,163.94	615,966.70

Fiscal Year 2005	TRAFFIC			CRIMINAL			COMBINED		
	Gross	Fees	Net	Gross	Fees	Net	Gross	Fees	Net
Jul-04	72,547.05	40,506.07	32,040.98	38,345.74	17,197.27	21,148.47	110,892.79	57,703.34	53,189.45
Aug-04	66,267.13	42,988.21	23,278.92	43,953.30	18,767.15	25,186.15	110,220.43	61,755.36	48,465.07
Sep-04	54,770.37	34,304.90	20,465.47	34,544.83	15,779.32	18,765.51	89,315.20	50,084.22	39,230.98
Oct-04	55,661.27	27,592.79	28,068.48	37,497.63	15,135.13	22,362.50	93,158.90	42,727.92	50,430.98
Nov-04	56,775.02	27,658.47	29,116.55	38,208.83	13,838.85	24,369.98	94,983.85	41,497.32	53,486.53
Dec-04	38,369.89	22,455.31	15,914.58	28,131.86	12,999.31	15,132.55	66,501.75	35,454.62	31,047.13
Jan-05	49,348.90	25,442.74	23,906.16	36,159.89	14,899.97	21,259.92	85,508.79	40,342.71	45,166.08
Feb-05	59,316.09	30,739.46	28,576.63	34,471.23	14,850.74	19,620.49	93,787.32	45,590.20	48,197.12
Mar-05	64,719.58	32,870.84	31,848.74	32,881.66	15,148.52	17,733.14	97,601.24	48,019.36	49,581.88
Apr-05	50,208.38	26,122.76	24,085.62	36,887.89	15,795.92	21,091.97	87,096.27	41,918.68	45,177.59
May-05	48,101.92	24,681.52	23,420.40	39,203.39	18,045.79	21,157.60	87,305.31	42,727.31	44,578.00
Jun-05	54,991.26	29,208.23	25,783.03	35,391.19	16,168.42	19,222.77	90,382.45	45,376.65	45,005.80
Totals	671,076.86	364,571.30	306,505.56	435,677.44	188,626.39	247,051.05	1,106,754.30	553,197.69	553,556.61

Fiscal Year 2004	TRAFFIC			CRIMINAL			COMBINED		
	Gross	Fees	Net	Gross	Fees	Net	Gross	Fees	Net
Jul-03	60,446.05	25,753.17	34,692.88	31,321.51	11,185.09	20,136.42	91,767.56	36,938.26	54,829.30
Aug-03	64,440.58	26,602.95	37,837.63	24,740.12	10,085.62	14,654.50	89,180.70	36,688.57	52,492.13
Sep-03	43,766.61	16,255.97	27,510.64	15,565.37	6,123.34	9,442.03	59,331.98	22,379.31	36,952.67
Oct-03	63,597.45	22,531.38	41,066.07	38,180.42	15,148.07	23,032.35	101,777.87	37,679.45	64,098.42
Nov-03	65,546.93	23,292.48	42,254.45	28,231.23	11,336.04	16,895.19	93,778.16	34,628.52	59,149.64
Dec-03	72,011.74	26,235.49	45,776.25	22,016.05	8,621.95	13,394.10	94,027.79	34,857.44	59,170.35
Jan-04	59,393.70	21,216.86	38,176.84	18,990.23	7,616.10	11,374.13	78,383.93	28,832.96	49,550.97
Feb-04	70,259.64	24,963.90	45,295.74	41,554.61	15,908.59	25,646.02	111,814.25	40,872.49	70,941.76
Mar-04	63,742.68	22,380.79	41,361.89	36,249.79	14,383.74	21,866.05	99,992.47	36,764.53	63,227.94
Apr-04	66,364.03	23,837.11	42,526.92	39,682.00	15,655.18	24,026.82	106,046.03	39,492.29	66,553.74
May-04	54,020.64	18,802.81	35,217.83	30,363.27	12,021.30	18,341.97	84,383.91	30,824.11	53,559.80
Jun-04	72,399.82	24,810.23	47,589.59	35,971.77	14,246.81	21,724.96	108,371.59	39,057.04	69,314.55
Totals	755,989.87	276,683.14	479,306.73	362,866.37	142,331.83	220,534.54	1,118,856.24	419,014.97	699,841.27

Appendix to The City of Anderson Police Department Fiscal Year 2008 Annual Report
Historical Data: Previous Years Traffic and Criminal Fines

Fiscal Year 2003	TRAFFIC			CRIMINAL			COMBINED		
	Gross	Fees	Net	Gross	Fees	Net	Gross	Fees	Net
Jul-02	39,579.51	11,418.21	28,161.30	29,711.30	14,401.23	15,310.07	69,290.81	25,819.44	43,471.37
Aug-02	29,704.78	14,864.21	14,840.57	46,473.53	15,719.83	30,753.70	76,178.31	30,584.04	45,594.27
Sep-02	49,166.11	13,188.92	35,977.19	30,730.24	21,276.83	9,453.41	79,896.35	34,465.75	45,430.60
Oct-02	29,536.87	16,146.56	13,390.31	40,413.83	10,834.48	29,579.35	69,950.70	26,981.04	42,969.66
Nov-02	33,642.67	10,720.58	22,922.09	30,140.48	10,087.37	20,053.11	63,783.15	20,807.95	42,975.20
Dec-02	31,559.49	10,134.77	21,424.72	30,385.59	9,372.71	21,012.88	61,945.08	19,507.48	42,437.60
Jan-03	46,145.43	9,396.71	36,748.72	31,880.12	15,861.19	16,018.93	78,025.55	25,257.90	52,767.65
Feb-03	57,010.21	16,790.01	40,220.20	26,072.32	9,560.53	16,511.79	83,082.53	26,350.54	56,731.99
Mar-03	44,237.53	21,043.22	23,194.31	23,867.13	10,670.73	13,196.40	68,104.66	31,713.95	36,390.71
Apr-03	39,925.96	12,796.03	27,129.93	30,556.96	17,187.52	13,369.44	70,482.92	29,983.55	40,499.37
May-03	38,828.96	10,851.94	27,977.02	26,808.83	15,292.37	11,516.46	65,637.79	26,144.31	39,493.48
Jun-03	49,617.23	14,103.03	35,514.20	35,861.47	18,974.98	16,886.49	85,478.70	33,078.01	52,400.69
Totals	488,954.75	161,454.19	327,500.56	382,901.80	169,239.77	213,662.03	871,856.55	330,693.96	541,162.59

Fiscal Year 2002	TRAFFIC			CRIMINAL			COMBINED		
	Gross	Fees	Net	Gross	Fees	Net	Gross	Fees	Net
Jul-01	35,750.72	15,489.40	20,261.32	32,443.36	13,327.87	19,115.49	68,194.08	28,817.27	39,376.81
Aug-01	37,102.85	16,207.65	20,895.20	30,394.33	12,382.55	18,011.78	67,497.18	28,590.20	38,906.98
Sep-01	34,453.23	14,990.23	19,463.00	32,798.80	13,251.57	19,547.23	67,252.03	28,241.80	39,010.23
Oct-01	43,683.92	18,825.61	24,858.31	24,838.64	10,015.49	14,823.15	68,522.56	28,841.10	39,681.46
Nov-01	34,605.68	14,999.81	19,605.87	28,695.16	11,827.84	16,867.32	63,300.84	26,827.65	36,473.19
Dec-01	27,863.73	12,073.25	15,790.48	25,304.29	10,295.04	15,009.25	53,168.02	22,368.29	30,799.73
Jan-02	29,803.00	13,090.81	16,712.19	28,250.30	11,266.41	16,983.89	58,053.30	24,357.22	33,696.08
Feb-02	33,416.46	13,614.14	19,802.32	26,991.76	12,148.62	14,843.14	60,408.22	25,762.76	34,645.46
Mar-02	32,183.47	12,041.26	20,142.21	22,510.97	11,218.40	11,292.57	54,694.44	23,259.66	31,434.78
Apr-02	31,283.11	13,421.09	17,862.02	29,009.14	11,291.93	17,717.21	60,292.25	24,713.02	35,579.23
May-02	27,517.84	10,421.86	17,095.98	20,137.93	10,421.86	9,716.07	47,655.77	20,843.72	26,812.05
Jun-02	35,851.92	12,198.64	23,653.28	21,109.75	11,821.59	9,288.16	56,961.67	24,020.23	32,941.44
Totals	403,515.93	167,373.75	236,142.18	322,484.43	139,269.17	183,215.26	726,000.36	306,642.92	419,357.44

Fiscal Year 2001	TRAFFIC			CRIMINAL			COMBINED		
	Gross	Fees	Net	Gross	Fees	Net	Gross	Fees	Net
Jul-00	22,157.00	7,955.88	14,201.12	22,223.62	7,442.63	14,780.99	44,380.62	15,398.51	28,982.11
Aug-00	30,081.30	10,572.20	19,509.10	28,043.60	9,246.69	18,796.91	58,124.90	19,818.89	38,306.01
Sep-00	29,145.00	10,394.39	18,750.61	30,639.51	10,223.32	20,416.19	59,784.51	20,617.71	39,166.80
Oct-00	35,026.13	14,426.72	20,599.41	28,959.50	10,992.76	17,966.74	63,985.63	25,419.48	38,566.15
Nov-00	38,480.88	16,372.66	22,108.22	32,976.66	12,969.99	20,006.67	71,457.54	29,342.65	42,114.89
Dec-00	30,720.00	13,290.33	17,429.67	33,612.16	13,390.47	20,221.69	64,332.16	26,680.80	37,651.36
Jan-01	38,330.00	16,307.67	22,022.33	47,625.44	19,077.57	28,547.87	85,955.44	35,385.24	50,570.20
Feb-01	52,206.84	22,168.40	30,038.44	48,006.92	18,692.69	29,314.23	100,213.76	40,861.09	59,352.67
Mar-01	66,629.00	28,813.72	37,815.28	26,458.27	10,446.79	16,011.48	93,087.27	39,260.51	53,826.76
Apr-01	43,265.12	18,929.65	24,335.47	32,064.32	13,008.31	19,056.01	75,329.44	31,937.96	43,391.48
May-01	44,779.00	19,376.97	25,402.03	36,637.99	14,851.84	21,786.15	81,416.99	34,228.81	47,188.18
Jun-01	40,419.40	17,684.76	22,734.64	34,017.70	13,675.07	20,342.63	74,437.10	31,359.83	43,077.27
Totals	471,239.67	196,293.35	274,946.32	401,265.69	154,018.13	247,247.56	872,505.36	350,311.48	522,193.88

Appendix to The City of Anderson Police Department Fiscal Year 2008 Annual Report
Call-for-Service Data by Category and Type of Call

Call Category	Call Type	Total	Call Category	Call Type	Total	
Alarm	Burglar Alarm	2,934	EMS Assist (continued)	LIFELINE ALERT	4	
	HOLDUP ALARM	94		LIFT ASSISTANCE	2	
	PANIC ALARM	166		MATERNITY-ALS PRI1	3	
Alarm Total		3,194		OBVIOUS DTH-BLS PRI2	9	
Citizen Assist	ADVISORY CALL	499		OD/POISON-ALS P1-FR	3	
Citizen Assist Total		499		OD/POISON-ALS PRI1-FR	4	
Counter-Crime	ACTIVE WARRANT	20		OD/POISON ALS/BLS PRI2	4	
	ASSISTING OTHER AGCY	47		OVRDSE/POISON	2	
	CHECK WARRANTS	66		OVRDSE/POISON-ALS P1	15	
	POLICE CHECK POINT	27		PREG/BIRTH/MISCARRIAGE	1	
	POSS TERRORIST ACT	1		PSYC/SUICIDE -ALS PRI2	20	
	Possible Terrorist Act (MAIL)	1		PSYC/SUICIDE-ALS PRI1	80	
	SERVING WARRANT	274		SEIZS-ALS PRI1-FR	5	
	SUSPICIOUS PERSON	4,223		SEIZURES	2	
Counter-Crime Total		4,659		SEIZURES-ALS PRI2	2	
Domestic or Civil Dispute	Civil Dispute	136		SICK PERSON	2	
	CIVIL DISPUTE IN PROG	52		SICK PERSON-BLS PRI2	8	
	CIVIL DISTURBANCE	1,020		STROKE-ALS PRI1	1	
	DOMESTIC BOTH PARTIES	1,111		STROKE-ALS PRI1-FR	1	
	DOMESTIC REPORT	234		Suicide	14	
	DOMESTIC UNKNOWN	202		TRAUMA INJ-ALS P1-FR	7	
	DOMESTIC VERBAL	50		TRAUMA INJ-BLS PRI2	1	
	DOMESTIC WEAPONS	38		TRAUMATIC INJURIES	1	
	STALKING IN PROGRESS	2		UNC/FAINTING-ALS PRI1	4	
	STALKING REPORT	13		UNCON/FNTG-ALS P1-FR	8	
	UNLAWFUL USE OF TELEPHONE	106		UNCON/FNTG-ALS PRI1-FR	4	
	Domestic or Civil Dispute Total		2,964		UNCONSCIOUS/FAINTING	3
	Drug or Alcohol Crime	DRUG ACTIVITY	274		UNK PROB-ALS PRI1-FR	5
INTOXICATED SUBJECT		127		UNK PROBLEM-ALS PRI1	3	
Drug or Alcohol Crime Total		401		UNK PROBLEM-BLS PRI2	3	
EMS Assist	ABD PAIN-ALS PRI1-FR	1		UNKNOWN PROBLEM	17	
	ALLERGIES ALS-PRI 2	1		UNKPROBLEM-BLS PRI2	7	
	ALLERGIES-ALS PRI1-FR	2	EMS Assist Total		350	
	ANIMAL BITE	1	Fire Assist	FIRE ALARM	131	
	ANIMAL BITE-ALS P1-FR	1		FIRE CARBON MONOXIDE AL	1	
	ANIMAL BITES	1		FIRE DUMPSTER	3	
	BACK PAIN-BLS PRI2	2		FIRE ELECTRICAL	7	
	BREATHING PROBLEM	3		FIRE FUEL SPILL	2	
	CARD ARR-ALS PRI1-FR	12		FIRE GAS/PROPANE LEAK	16	
	CARD ARRST-ALS P1-FR	2		FIRE GRASS OR WOODS	42	
	CHEST PAIN	2		FIRE INVESTIGATION	1	
	CHST PN-ALS PRI1	1		FIRE OF A STRUCTURE	84	
	CHST PN-ALS PRI1-FR	8		FIRE POWER LINE DOWN	15	
	CRDC SYMP-ALS PRI1-FR	1		FIRE POWERLINE	13	
	CRDIC/RESP ARST/DTH	6		FIRE SERVICE CALL	6	
	DIABETIC PROBLEMS	1		FIRE STANDBY	5	
	DIABETIC-ALS PRI1	1		FIRE UNKNOWN	19	
	DIABETIC-ALS PRI1-FR	1		FIRE VEHICLE	22	
	DIFF BRTH-ALS PRI1-FR	11		FIRE(SPECIFY)	1	
	DOG BITE	1	TREE DOWN	4		
	FALLS	8	Fire Assist Total		372	
	FALLS ALS PRI1-FR	1	General Service	911 HANG UP	1,151	
	FALLS-ALS PRI1-FR	8		ALL OTHER	2,979	
	FALLS-BLS PRI2	5		ANIMAL CARCASS IN RD	1	
	GEN ILLNESS ALS PRI1-FR	1		ANIMAL COMPLAINT CITY	1,314	
	GEN ILLNESS-ALS PRI1-FR	1		ANIMAL INJ DOG OR CAT	1	
	HEART PROBLEMS	1		ANIMAL RUN AT LARGE	3	
	Help Call	1		BLOCKADE	3	
	HEM/LAC-ALS PRI1-FR	11		Building or Keep Checks	26,347	
	HEM/LAC-BLS PRI2	2		CITIZEN FLAG DOWN	71	
	HEMORHAGE/LACERATION	7	CRIME STOPPERS	4		

Appendix to The City of Anderson Police Department Fiscal Year 2008 Annual Report
Call-for-Service Data by Category and Type of Call

Call Category	Call Type	Total	Call Category	Call Type	Total	
General Service (continued)	DELIVER MESSAGE	113	Quality of Life	ABANDONED VEHICLE	9	
	DETENTION ORDER	1		B & C VIOLATION	1	
	DIRECT TRAFFIC	25		JUVENILE COMPLAINT	258	
	DRAG RACING	11		LITTERING	3	
	Drill	3		LOUD MUSIC	506	
	DROWNING/DIVING ACC.	1		PROSTITUTION ACTIVITY	8	
	ESCORT	601		SHOOTING IN AREA	234	
	Escort: Funeral	364		THREATS	371	
	EXTRA DUTY	18		TRAINING	5	
	FOLLOWUP TO ORIGINAL CA	455		Quality of Life Total		1,395
	FOUND PROPERTY	123		Traffic Related (Non-Crash)	ASSIST MOTORIST	693
	GREENVILLE TRANSFER	1	INTOXICATED DRIVER		445	
	HIGHWAY DEPT TRANSFER	4	SUSPICIOUS VEHICLE		2,007	
	JAIL BREAK OCC.	1		TRAFFIC STOP	11,406	
	MEDICAL PRIORITY DISPATCH	1	Traffic Related (Non-Crash) Total		14,551	
	MISSING PERSONS REPT	208	Traffic Related (Wreck)	HIT & RUN JUST OCC.	77	
	NEED ASSISTANCE	101		HIT & RUN/INJURIES	1	
	ON-STAR ALARM	1		HIT AND RUN REPORT	143	
	OUT FOR BREAK	1		MVA ALS-PRI1-FR	1	
	Out of Service	1		MVA-ALS OR BLS PRI2	3	
	PICK UP PRISONER	95		MVA-ALS PRI1	66	
	POSS. MENTAL SUBJ	11		MVA-ALS PRI1-FR	10	
	PRISONER IN CUSTODY	37	Wreck		1,505	
	PRIVATE CALL PRI 1	3	Traffic Related (Wreck) Total		1,806	
	PUBLIC WORKS	76	Violent Crime	ARMED ROBBERY DELAY	11	
	Pursuit	7		ARMED ROBBERY IN PROG.	6	
	RIDE BY AREA	4		ARMED ROBBERY OCCURED	42	
	ROADWAY BLOCKED	16		ASLT/RAPE -A/B LS PRI2	2	
	SECURED STRAY	1		ASLT/RAPE-ALS PRI1-FR	8	
	Unknown	3		ASSAULT IN PROG.	24	
	UNKNOWN SITUATION	116		ASSAULT JUST OCCURED	147	
	UNLOCK DOOR	21		ASSAULT REPORT	322	
	VEHICLE PURSUIT	55		ASSAULT/RAPE	9	
	VEHICLE REPOSSESSION	7		ASSAULT/RAPE-ALS PRI1	4	
	VICIOUS DOG	2		BOMB THREAT	37	
	WELFARE CHECK	484		CHILD ABUSE	8	
WILLIAMSTON TRANSFER	1	FIGHT IN PROGRESS		278		
General Service Total		34,847		FIGHT REPORT	42	
Property Crime	AUTO BREAK-IN IN PROGRESS	7		HT/CLD EXP-ALS PRI1-FR	1	
	AUTO BREAK-IN JUST OCCURED	11		IND/MCH ACC-ALS P1-FR	1	
	AUTO BREAK-IN REPORT	147		INDECENT EXP IN PROG	7	
	BREAK IN - IN PROG.	135		INDECENT EXP JUST OCC	5	
	BREAK-IN JUST OCCURED	58		INDECENT EXPOSURE RPT	6	
	BREAK-IN REPORT	467		KIDDNAPPING JUST OCCURED	2	
	GAS DRIVE OFF/JUST OCC	20	KIDNAPPING REPORT	3		
	GAS DRIVE OFF/REPORT	8	MAN WITH GUN	94		
	LARCENY IN PROG.	27	MAN WITH KNIFE OR SHARP	12		
	LARCENY JUST OCCURED	141	SEXUAL ASSAULT/RAPE	23		
	LARCENY REPORT	991	SHOOTING	25		
	PROWLER	357	SHOOTING WITH INJ.	1		
	PURSE SNATCHING JUST OCCURED	3	STAB/GSW-ALS P1-FR	1		
	PURSE SNATCHING REPORT	5	STAB/GSW-ALS PRI1-FR	3		
	SHOPLIFTER IN CUSTODY	206	STAB/GUNSHOT WOUND	8		
	SHOPLIFTER IN STORE	76	STAB/GUNSHOT-ALS PRI1	4		
	SHOPLIFTER OUTSIDE	144	STABBING JUST OCCURED	1		
	STOLEN VEHICLE IN PROGRESS	14	STABBING REPORT	3		
STOLEN VEHICLE REPORT	175	Violent Crime Total		1,140		
TRESPASSING	94	White Collar Crime	BAD CHECK	11		
VANDALISM IN PROG.	23		BREACH OF TRUST REPORT	71		
VANDALISM JUST OCC	63		FORGERY IN PROGRESS	11		
VANDALISM REPORT	442		FORGERY REPORT	330		
Property Crime Total		3,614	White Collar Crime Total		423	
			Grand Total		70,215	

Appendix
The City of Anderson Police Department Fiscal Year 2008 Incidents Referenced by Type & Zone
Listed by Federal Offense Types

Count of Federal Offense Types by Zone Fiscal Year 2008. Single Entry per Incident Report.								
Federal Offense Classification	Zone							Grand Total
	1	2	3	4	5	6	(blank)	
Aggravated Assault {13A}	14	19	55	16	22	15	1	142
All Other Larceny {23H}	132	91	166	77	83	110	3	662
All Other Offenses {90Z}	87	57	193	89	90	72	9	597
Arson {200}	1		3	2	4			10
Bad Checks {90A}	7	6	2	2	2	4	1	24
Burglary / Breaking & Entering {220}	38	35	116	65	67	37		358
Contributing to the Delinquency of a Minor {90P}			2			1		3
Counterfeiting / Forgery {250}	54	30	15	8	23	32	1	163
Credit Card / Automatic Teller Machine Fraud {26B}	19	15	8	4	5	17		68
Curfew / Loitering / Vagrancy Violations {90B}	5	2	52	21	26	4		110
Destruction / Damage / Vandalism of Property {290}	90	81	186	83	85	69		594
Disorderly Conduct {90C}	29	16	85	25	19	30		204
Driving under the Influence {90D}	19	6	12	9	7	14		67
Drug / Narcotic Violations {35A}	34	27	142	55	54	34	4	350
Drug Equipment Violations {35B}	2		10	5	6	4		27
Drunkenness {90E}	45	18	52	29	34	25		203
Embezzlement {270}	1					3		4
False Pretenses / Swindle / Confidence Game {26A}	8	5	7	2	2	15		39
Family Offenses, Nonviolent {90F}	2	4	13	5	4	1	1	30
Forcible Fondling {11D}	1		1	2		2		6
Forcible Rape {11A}	3	3	4	1	1			12
Forcible Sodomy {11B}		1						1
Gambling Equipment Violations {39C}			1					1
Impersonation {26C}	5	4	1		1	5		16
Incorrigible {90K}			1					1
Intimidation {13C}	19	17	16	8	8	18	1	87
Kidnapping / Abduction {100}	6	2	3	1		4		16
Liquor Law Violations {90G}	25	15	79	34	33	22	2	210
Missing Persons {979}	6	11	14	8	7	6		52
Motor Vehicle Theft {240}	19	14	45	22	20	18		138
Murder / Nonnegligent Manslaughter {09A}			1					1
Non-Reportable {90T}	141	77	398	199	167	125	15	1122
Not NIBRS Reportable - See State Charge {DNR}	36	27	70	54	41	21	30	279
Peeping Tom {90H}	2							2
Pornography / Obscene Material {370}			2					2
Prostitution {40A}					1			1
Prowler {992}	2	3	5		5	1		16
Purse-Snatching {23B}	1	2	2			1		6
Resisting Arrest {90N}	14	8	38	19	19	8		106
Robbery {120}	5	7	18	9	10	9		58
Runaway {90I}	2	1	7	12	6	5	1	34
Sexual Assault with an Object {11C}	1					1		2
Sexual Exposure (overtly sexual) {36C}			1	1				2
Shoplifting {23C}	131	11	7	2		122	3	276
Simple Assault {13B}	62	46	151	68	61	38	2	428
Statutory Rape {36B}		1		2	1			4
Stolen Property {280}	1	3	21	4	4	8		41
Suicides {980}	1	2	2		1	1		7
Suspicious Fires {978}				2				2
Telephone Calls, Harrassing {753}	17	15	14	4	8	18		76
Theft From Building {23D}	1	4	10	5	3	3		26
Theft From Coin-Operated machine or Device {23E}		1						1
Theft From Motor Vehicle {23F}	39	50	36	14	20	46		205
Theft of Motor Vehicle Parts or Accessories {23G}	7	6	10	1	2	2		28
Trespass of Real Property {90J}	26	20	55	23	25	7	1	157
Using Vehicle Without Consent {756}	2	1	2	1	2			8
Weapon Law Violations {520}	8	4	32	13	17	7	3	84
Wire Fraud {26E}	2	1				1		4
Grand Total	1172	769	2166	1006	996	986	78	7173

Appendix
The City of Anderson Police Department Fiscal Year 2008 State Crimes Referenced by Type & Zone

Count of State Crimes by Zone Fiscal Year 2008. Single Entry per Incident Report.								
State Law	Zone							Grand Total
	1	2	3	4	5	6	(blank)	
ABANDONED VEHICLE {42-62}	1	1	2	1		3		8
ABHAN {DNR}	3	6	16	3	11	9		48
ACCESSORY TO A FELONY {16-1-40}						2		2
ALLOWING NON-LICENSED PERSON TO DRIVE {56-1-480}			4		1	2		7
ALLOWING OPERATION OF UNINSURED VEHICLE {56-11-770}		1	1		1	1		4
ALLOWING UNAUTHORIZED PERSON TO DRIVE {56-1-490}		1		1				2
ALTERED VEHICLE LICENSE {56-3-1370}			4					4
ANIMAL BITE	2		2	2	2		1	9
ARMED ROBBERY {16-11-330A}	2	4	14	5	8	6		39
ARMED TO THE TERROR OF THE PUBLIC {22-5-150}	1			1		1		3
ARSON 1ST DEGREE (PERS INJURY) {16-11-110}				1				1
ARSON 2ND DEGREE (DWELLING) {16-11-110 B}			3	2	4			9
ARSON 3RD DEGREE (PROPERTY) {16-11-110 C}	1				1			2
ASSAULT & BATTERY {CC}	33	29	76	45	31	19		233
ASSAULT & BATTERY UPON SCHOOL PERSONNEL (16-3-512)			1	1				2
ASSAULT & BATTERY WITK {16-3-620}	4	3	15	5	5	3		35
ASSAULT ON OFFICER {62-88A}			7			3		10
ASSAULT W/ INTENT TO KILL {17-25-0030}	1		3	1		1		6
ATTEMPTED ARMED ROBBERY {16-11-330B}	1		2			1		4
ATTEMPTED ROBBERY {16-11-330}		1						1
ATTEMPTED SUICIDE	1		1	1	2			5
ATTEMPTING TO OBTAIN A PRESCRIPTION BY FRAUD {44-53-40}	3					1		4
B/E MOTOR VEHICLE {16-13-160}	20	18	13	3	6	25		85
BANK FRAUD {34-3-110}	2		1			1		4
BENCH WARRANT	1		15	11	4	1		32
Bomb Squad- Assist other Agency							32	32
BOMB THREATS 16-23-750		1			2		1	4
BREACH OF TRUST {16-13-230}	8	4	9	4	4	17		46
BURGLARY 1ST {16-11-311}	15	12	46	25	25	11		134
BURGLARY 2ND {16-11-312}	19	16	59	35	34	23		186
BURGLARY 3RD {16-11-313}	4	5	9	5	5	2		30
BURNING PROPERTY OF ANOTHER {16-11-140}			1	1				2
CARJACKING {16-3-1075}	2		1	1		2		6
CARRYING CONCEALED WEAPON {62-333}	1		1		2			4
CDV {16-25-20}	24	17	48	14	19	18	1	141
CDV 2ND {16-25-20A}	2	1	7	2	2			14
CDV 3RD {16-25-20B}		1	3	1				5
CDV HAN {16-25-65}	4	1	5	3	2			15
CHANGING LANES IMPROPERLY {56-5-1900}	1					1		2
CHILD ABANDONMENT {20-7-80}		1	1			1		3
CHILD SEAT VIOLATION {56-5-6410}	2		7	1				10
CONSPIRACY 16-17-410	1							1
CONSPIRACY TO DIST CRACK COCAINE {44-53-375 (9)}			1				1	2
CONTRIBUTING DEL MINOR {16-17-490}			2			1		3
COUNTERFEITING {State}	6	6	1	1	2	5		21
CREDIT CARD FRAUD {16-14-60}	19	14	8	4	6	17		68
CREDIT CARD THEFT {16-14-20}	4	4	1		1	2		12
CRUEL TREATMENT OF ANIMALS {18-50}	1		1	2				4

Appendix
The City of Anderson Police Department Fiscal Year 2008 State Crimes Referenced by Type & Zone

State Law	Zone							Grand Total
	1	2	3	4	5	6	(blank)	
CRUELTY TO CHILD {20-7-70}	2		2					4
CSC 1st {16-3-652}	3	4	4	1		1		13
CSC 2ND {16-3-653}	1	1	1	1	1			5
CSC 3RD {16-3-654}	2	1		2		2		7
CSC W/MINOR {16-3-655}	1	2	4	2	1			10
DEFRAUDING INNKEEPER {45-1-50}						2		2
DEFRAUDING RESTURANT {62-170A}	1							1
DISCHARGING FIREARM IN CITY {133-01}	3		4	2	5	3		17
DISCHARGING FIREARM IN DWELLING {16-23-440}			3		1			4
DISOBEDIENCE TO POLICE OFFICER {56-5-740}				3	1	1		5
DISORDERLY CONDUCT {16-17-530A}	15	8	27	9	6	14		79
DISREGARDING SIGN {56-5-2740}	8	2	5	1	8	1		25
DISREGARDING SIGN/CITY CODE {82-42}	2	1	8	7	10			28
DISREGARDING TRAFFIC CONTROL DEVICES {56-5-950}	3	1		2	1	1		8
Dissemination Obscene Material to Minor 16-15-85			2					2
DIST CONTROLLED SUBSTANCE {44-53-360}		1						1
DIST CRACK COCAINE {44-53-375 (7)}							1	1
DIST METHAMPHETAMINE {44-53-375 (8)}			1					1
DIST OBSCENE MATERIAL {62-216}	1					1		2
Distribution Crack 1/2 mile of School or Park (44-53-445)							1	1
DISTURBING SCHOOL {16-17-420}		2	15	7		3		27
DOGS RUNNING AT LARGE {18-1}	1					2		3
DRIVING LEFT OF CENTER {56-5-1810}		3	3	3	2			11
DRIVING WITH IMPROPER LIGHTS {56-5-4510}	1		1					2
DUI {56-5-2930A}	20	6	15	11	9	14		75
DUI MTF/STATE {56-5-2930B}	1					1		2
DUS 1ST {56-1-460}	30	21	146	58	54	35	1	345
DUS 2ND {56-1-460A}	12	4	41	12	23	11	1	104
DUS 3RD & SUB {56-1-460B}	7	6	34	16	11	4	1	79
DUS FAIL TO PAY PROP TAX {12-37-2740}	1							1
DUS for DUI 56-5-460 (C)	1							1
EPC (EMERGENCY PROTECTIVE CUSTODY) {STATE}	1	1	4		2	1		9
ESCAPE {24-13-410}			1					1
ESCAPE FROM LEGAL CUSTODY {62-3 CC}			1	3	1			5
EXPIRED DL {56-1-210}			1					1
EXPIRED VEHICLE LICENSE {56-3-110}	1	3	5	3	1	5		18
EXPLOITATION VULNERABLE ADULT 43-35-85 (D)			1			1		2
FAILURE TO ACCOMPANY {130-02}	12	8	39	19	24	9		111
FAILURE TO ACQUIRE VALID TAG {56-3-210}			8	2	2			12
FAILURE TO CHANGE ADDRESS {56-1-2}			1		1	1		3
FAILURE TO DIM HEADLIGHTS {56-5-4780}	1		1			1		3
FAILURE TO DISPLAY LICENSE PLATES {56-3-1240}	1		1					2
FAILURE TO GIVE PROPER SIGNAL {56-5-2150}			2		1			3
FAILURE TO PAY CAB FARE {33-37}	2	3	3	1				9
FAILURE TO PAY FOOD BILL {62-170}					2	6		8
FAILURE TO PAY FOR GASOLINE {16-13-185}			1					1
FAILURE TO STOP FOR BLUE LIGHT {56-5-750}	7	4	11	7	6	4		39
FAILURE TO SURRENDER DL {56-1-350}	1							1
FAILURE TO TRANSFER OWNERSHIP {56-3-1270}	1		6	2	2	3		14
FAILURE TO YIELD R/W {56-5-2320}	2	1	2	1				6

Appendix
The City of Anderson Police Department Fiscal Year 2008 State Crimes Referenced by Type & Zone

State Law	Zone							Grand Total
	1	2	3	4	5	6	(blank)	
FAULTY EQUIPMENT {56-5-5310}	5	2	31	8	11	9	1	67
FIGHTING {16-15-120}	2	4	6	8	2	5		27
FILING FALSE REPORT {16-17-722}	1	2			1	1		5
FINANCIAL IDENTITY FRAUD {16-13-510}					1	2		3
FINANCIAL TRANSACTION CARD FORGERY {16-14-40}	2							2
FOLLOWING TOO CLOSELY {56-5-1930}	1							1
FORGERY {16-13-10}	47	27	14	9	21	28	1	147
FOUND DRUGS {DNR}	1	5	5	1	1	4		17
Found Explosives			1					1
FOUND PROPERTY {DNR}	7	6	9	7	6	6		41
FRAUDULENT CHECK {34-11-60A}	3	4	2	1	1	2		13
FRAUDULENT CHECK >\$1000 34-11-60	3	1				2		6
FRAUDULENT CHECK OVER 500 {34-11-60}		1						1
FUGITIVE FROM JUSTICE {17-9-10}	5		9	4	1	3		22
FURNISHING/POSS CONTRABAND IN JAIL {24-7-155}	1		3	1				5
GAS DRIVE OFF {STATE}	3	2			2			7
GIVING FALSE INFORMATION {16-17-725}	4		9	4	4	4		25
GRAND LARCENY {16-13-30 B}	43	38	80	36	38	32		267
GUN LAW VIOLATION {16-23-20}	5	2	18	8	7	1		41
HABITUAL OFFENDER {56-1-1020}		1	5	2	1			9
HANDICAPPED PARKING VIOLATION {56-3-1970}			1					1
HARASSING PHONE CALLS {16-17-430}	8	8	10	4	7	10		47
HARASSMENT {16-3-1700}	11	12	4	4	5	16		52
HINDERING AN OFFICER {62-68}	15	7	46	19	21	14		122
Identity Theft 16-13-510	3	6	1		2	4		16
IMPERSONATING AN OFFICER {16-17-720}	1					1		2
IMPROPER BACKING {56-5-3810}						1		1
IMPROPER LEFT TURN {56-5-2120}			1					1
IMPROPER LIGHTS {56-5-4510A}	3	1		2				6
IMPROPER PASSING {56-5-1860}			1					1
IMPROPER RIGHT TURN {56-5-2120B}	1			1				2
IMPROPER START FROM STOP {56-5-2110}	3							3
IMPROPER VEHICLE LICENSE {56-3-1360}	4	8	23	6	7	13		61
INDECENT EXPOSURE {16-15-130}			2	2				4
Indecent Exposure 62-213	1	2				1		4
INFORMATION ONLY {STATE}	26	29	65	40	31	31	18	240
INSTIGATION/AIDING/PARTICIPATING IN RIOT {16-5-130}	1							1
INTERFERING W/POLICE OFFICER {62-88}	4		10	4	1			19
INTIMIDATION OF WITNESS {16-9-340}					1		1	2
KIDNAPPING {16-3-910}	5	2	3	1		3		14
LEAVING SCENE OF ACCIDENT {56-5-1220}	4	4	7	6		4		25
LEWD ACT CHILD UNDER 16 (16-15-140)	1			1				2
LITTERING {16-11-700}		2	4	2	2	1		11
LOITERING/DRUG AREA (62-16)	10	2	66	32	35	7		152
LYNCHING II {16-3-220}		1	5		1			7
MAL DEST CITY PROP {62-175}	1		6	4	4	1		16
MAL DEST PERS PROP {16-11-510}	49	44	77	36	36	37		279
MAL DEST REAL PROP {16-11-520}	42	39	104	43	49	32		309
MANNER OF DRIVING GENERALLY {82-81}	9	2	46	4	5	6	1	73
MISREPRESENTATION OF IDENTITY {56-1-510}			4	1	1	1		7

Appendix
The City of Anderson Police Department Fiscal Year 2008 State Crimes Referenced by Type & Zone

State Law	Zone							Grand Total
	1	2	3	4	5	6	(blank)	
MISSING JUVENILE {DNR}	1	1	5	2	2	5		16
MISSING PERSON {DNR}	5	10	13	7	5	1		41
MURDER {16-3-20}			1					1
NATURAL DEATH {DNR}	3	1	5	3	3	1		16
NEGLECT OF VUNERABLE ADULT {43-35-85}			1			1		2
NO BUSINESS LICENSE {26-44 CC}			5	2				7
NO CDL LICENSE {56-1-2070}				1				1
NO DL IN POSS {56-1-190}	2	1	1			2		6
NO DRIVERS LICENSE {56-1-440}	39	9	65	46	25	39		223
NO MOPED LICENSE {56-1-20}			5	2	1	1		9
NO PROOF INSURANCE {56-10-225}	2	3	23	4	4	4		40
NO PROOF OWNERSHIP {56-3-1270A}	1	1	9	3	1	2		17
NO REGISTRATION IN POSSESSION {56-3-1250}	1	1	1	1	2	1		7
NO TURN SIGNAL {56-5-2150A}	2	1	3	4	1	3		14
NO VEHICLE LICENSE {56-3-110B}	1	1	3	4	12	1		22
Not Listed		1	1	1		1	1	5
OBT GOODS UNDER FALSE PRETENSE {16-13-240}	3	1	1		2	3		10
OBT GOODS UNDER FALSE PRETENSES (CHECK) {34-11-60C}					1		1	2
OBTAINING DRUGS BY FRAUD {44-53-390}	3	2				2		7
OPEN CONTAINER {112-30}	5	5	26	11	13	8		68
OPEN CONTAINER/VEHIC(BEER/WINE) {16-4-110}	7	3	35	16	11	7	1	80
OPEN CONTAINER/VEHICLE {16-4-110}	13	7	17	9	10	6	1	63
OPERATING DRUG HOUSE {62-20}	1	1	21	5	3	1		32
OPERATING DRUG HOUSE {99-03}			5	2	2	2		11
OPERATING UNINSURED VEHICLE {56-10-520}	9	8	57	21	28	17		140
OVERDOSE	1	1	1	2	1			6
PARENTAL KIDNAPPING {16-17-495A1}	1							1
PARTIES TO A CRIME {56-5-6110}					1	1		2
PDOC {16-17-530}	12	9	37	13	16	14		101
PEDESTRIAN ON HIGHWAY 56-5-3160						1		1
PEEPING TOM {16-17-470}	2							2
PETIT LARCENY OF MOTOR VEHICLE {16-21-80(1)}	1	2	5	3	1	3		15
PETTY LARCENY {16-13-30}	113	102	155	71	77	104	3	625
PETTY LARCENY 3RD & SUB {16-1-57}	2				1			3
PILFERING MOTOR VEHICLE {82-13A}	13	10	12	3	4	7		49
POINTING/PRESENTING FIREARM {16-23-410}	2		6		1	1		10
POSS BEER UNDERAGE {20-7-8920}	6	3	4	2	3	4		22
POSS BURGLARY TOOLS {16-11-20}	1							1
POSS COCAINE {44-53-375}	1		3	3	1			8
POSS CONTROLLED SUBSTANCE {44-53-370A}			3	3	2	3		11
POSS CRACK COCAINE {44-53-375 (1)}	1	3	13	8	12	1		38
POSS DRUG PARAPHERNALIA {62-16A}			2	1		2		5
POSS ECSTASY {44-53-370 (4)}			2	1	1			4
POSS FALSE ID {56-1-510A}	1							1
POSS FIREARM BY FELON {16-23-30}		1	1			3		5
POSS GAMBLING DEVICES {62-288}			1					1
POSS KNIFE OF DAGGER {65-334}			1					1
POSS LIQUOR UNDERAGE {20-7-8925}	2		2	1	1			6
POSS MARIJUANA {44-53-370 (2)}	1		5	3	1			10
POSS METHAMPHETAMINE (CRANK) {44-53-370 (5)}	2		8					10

Appendix
The City of Anderson Police Department Fiscal Year 2008 State Crimes Referenced by Type & Zone

State Law	Zone							Grand Total
	1	2	3	4	5	6	(blank)	
POSS OF HANDGUN DURING COMMISSION OF VIOLENT CRIME {16-	2	2	5	3	1	4		17
POSS PISTOL W/SERIAL NUMBER REMOVED {16-23-30(F)}			1		1			2
POSS STOLEN PISTOL {16-23-30 F}			3					3
POSS STOLEN VEHICLE {16-21-80}			5	2	3	1		11
POSS SUSPENDED TAG {56-10-240}	3		17	5	6	6		37
POSSESSION HANDGUN UNDER 21 16-23-30(c)			1					1
Possession Hanguen Under 21 16-23-30(c)	2		7	2	2	1		14
PRESENTING OR POINTING FIREARM AT PERSON {62-331 CC}			2			1		3
PRESENTING SUSPENDED DL {56-1-510}	2	3	21	2	4	1		33
PROWLING {62-166}	11	14	33	18	31	6		113
PUBLIC INTOXICATION {62-90}	47	15	50	25	30	23		190
PURSE SNATCHING {16-13-150}	1	1	2			1		5
PWID COCAINE {44-53-370 (1)}	2		1					3
PWID COCAINE W/I CLOSE PROX SCHOOL/PARK {44-53-445 (1)}			2					2
PWID CRACK COCAINE {44-53-375 (2)}	3		5	5	2			15
PWID CRACK COCAINE W/I PROX SCHOOL/PARK {44-53-445 (2)}			8	6	2			16
PWID MARIJUANA {44-53-370 (3)}	1	1	7	5	3	2	1	20
PWID MARIJUANA W/I CLOSE PROX OF SCHOOL/PARK {44-53-445 (3)}		1	2	4	2	1	1	11
PWID METHAMPHETAMINE {44-53-375 (5)}			2		1			3
PWID METHAMPHETAMINE W/I CLOSE PROX SCHOOL/PARK {44-53-445 (4)}					1			1
REC/POSS STOLEN GOODS {16-13-180}	4	2	15	4	2	6		33
RECKLESS DRIVING {56-5-2920}	9	2	5	8	10	8		42
Recovery of Explosives			1					1
RESISTING ARREST {16-9-320}	2		1	3	1	1		8
ROBBERY {DNR}	2	3	3	2	2	2		14
RUNAWAY {DNR}	2	1	6	11	6	5	1	32
Running At Large (Dogs) {18-1 CC}	1							1
SAFE CRACKING {16-11-390}					1	1		2
SEAT BELT VIOLATION {56-5-6520}	5	8	40	13	20	8		94
SHOPLIFTING {16-13-110}	132	13	7	2		124	2	280
SIMPLE ASSAULT {CC}	19	16	33	9	14	10	1	102
SIMPLE POSS MARIJUANA {44-53-370C}	22	20	103	37	38	22	1	243
SIMPLE POSS MARIJUANA MTF {44-53-370F}			1				1	2
SOLICITATION FOR PROSTITUTION {98-1}					1			1
SOLICITATION OF A MINOR 16-15-342			3	7				10
SPEEDING 1-10 MPH {56-5-1520A}	9	1	7	4	3	7		31
SPEEDING 11-14 MPH {56-5-1520B}	2	2	5	2	2	2		15
SPEEDING 15-24 MPH {56-5-1520C}	3	5	22	2	1	4		37
SPEEDING OVER 25 MPH {56-5-1520D}			1	2		1		4
STALKING {16-3-1720}	2			1	1			4
STOPPING/STANDING ON ROADWAY {56-5-2540}	1		1	1	2			5
SUICIDE {DNR}	1	2	1			1		5
TAMPERING/DAMAGING AUTO {16-21-90}	1	1						2
THEFT OF ELECTRIC CURRENT {16-13-380}					2			2
THREAT TO KILL/INJURE/INTIMIDATE BY EXPLOSIVE {16-11-550}	1		1		1			3
THREATING LIFE PUBLIC OFFICIAL {16-3-1040}	1	4		2	2	1		10
TOO FAST FOR CONDITIONS (100) {56-5-1520 (100)}	1	1						2
TOO FAST FOR CONDITIONS (51) {56-5-1520 (51)}	5	1	2	1	1	3		13
TRAFFICKING COCAINE {44-53-370 (12)}						1		1
TRAFFICKING CRACK COCAINE {44-53-375 (3)}			6	1	1	1		9

Appendix
The City of Anderson Police Department Fiscal Year 2008 State Crimes Referenced by Type & Zone

State Law	Zone							Grand Total
	1	2	3	4	5	6	(blank)	
TRANSFER BEER TO MINOR {61-4-90}	2	1	6	1		2		12
TRANSPORT OF LIQUOR IN VEH {61-6-4020}	1		1	1	1			4
TRESPASS AFTER NOTICE {16-11-620}	27	19	54	22	25	7	1	155
UNLAWFUL CARRYING OF WEAPON {62-333A}					2			2
UNLAWFUL COMMUNICATION {16-17-430A}	2	1	2	2		2		9
UNLAWFUL ENTRY ENCLOSED AREA {16-11-640}			4	1		1		6
UNLAWFUL ENTRY/PILFERING AUTO {82-13}	1		1			1		3
UNLAWFUL NEGLECT {20-7-50A}		3	3	2	1			9
UNLAWFUL NEGLECT OF CHILD {16-3-1030}			6	2	2	1	2	13
UNLAWFUL NEGLECT/HELPLESS PERSON {20-7-50}	1			1				2
UNLAWFUL SALE OF LIQUOR {61-13-210}	1	1						2
UNLAWFUL TRANSPORT OF GUN {16-23-220}					1			1
UNLAWFUL USE OF TELEPHONE {STATE}	13	8	6	2		9		38
UNSAFE EQUIPMENT {56-5-5310A}			3	1	1			5
USE OF FALSE ID {56-1-515}	1							1
USE OF VEHICLE W/O OWNERS CONSENT {16-21-60}	2	1	2	2	1			8
USING AROMATIC HYDROCARBONS {20-65-1}		1	1		1	1		4
VIOL BEG PERMIT {56-1-50}		2	6	2	3	1		14
VIOL NOISE ORDINANCE {90-26}	2	1	3	1		1	1	9
VIOL ORDER OF PROTECTION {16-25-20}		1			1			2
VIOL ORDER OF PROTECTION {16-25-50}	2	1	3	1				7
VIOL PERMIT RESTRICTION {56-1-50A}	1		3					4
VIOL RESTRAINING ORDER {16-3-1750}		1	1					2
VIOL SC LIQUOR LAW {61-5-20}	1	2	10	2	7	2	1	25
VIOL TV SCREEN {56-5-4440}	1							1
WARRANT SERVED	2		5	6	4			17
WEAPON ON SCHOOL PROPERTY			2			1		3
WINDOW TINT {56-5-5015}			1					1
Grand Total	1288	844	2598	1154	1159	1124	83	8250

Appendix
The City of Anderson Police Department Narcotics Division Fiscal Year 2008

The following is narcotic unit data for July 1, 2007 - June 30, 2008.

Month & Year	Court Cases*			Drugs Seized & Street Value**					
	Gen Sess	City Crim	Traffic	Marijuana	Crack	Coke	Meth	LSD	Assrtd Pils
Jul-07	8	67	3	202.00	17.00	23.00	7.00	0.00	7.00
Aug-07	12	65	6	133.00	9.00	11.00	0.00	0.00	0.00
Sep-07	10	23	12	420.00	3.00	7.00	5.00	0.00	0.00
Oct-07	15	54	1	132.00	20.00	10.00	2.00	0.00	0.00
Nov-07	3	31	7	300.00	23.00	4.00	0.00	0.00	14.00
Dec-07	10	59	9	137.00	44.00	13.00	0.00	0.00	0.00
Jan-08	27	34	13	136.00	15.00	15.00	12.00	0.00	21.00
Feb-08	4	22	2	104.00	25.00	5.00	0.00	0.00	0.00
Mar-08	34	27	1	117.00	21.00	11.00	5.00	0.00	0.00
Apr-08	8	56	0	126.00	9.00	3.00	3.00	0.00	0.00
May-08	10	32	21	50.00	6.00	7.00	1.00	0.00	0.00
Jun-08	8	44	2	57.00	13.00	12.00	3.00	0.00	0.00
FY08 Total	149	514	77	1,914.00	205.00	121.00	38.00	0.00	42.00
FY07 Total	110	256	117	2,519.93	154.09	186.00	1.60	0.00	104.00
FY06 Total	199	361	105	8,895.40	329.40	118.80	16.00	0.00	206
FY05 Total	203	251	79	10,991.80	152.90	5.50	56.10	0.00	44
FY04 Total	157	293	262	12,078.76	216.00	195.60	222.50	0.00	106
FY03 Total	195	214	36	931.05	328.90	35.10	318.20	0.00	103

Source: Narcotics Databases. Court cases may be different from those listed in the docket as those above are all "arrests" including arrests made on existing warrants written by others. **Figures are in grams.

	TOTAL								
FY08 Street Value	\$55,750.00	>>>>	\$19,140.00	\$20,500.00	\$12,100.00	\$3,800.00	\$0.00	\$210.00	
FY07 Street Value	\$59,884.30	>>>>	\$25,195.30	\$15,409.00	\$18,600.00	\$160.00	\$0.00	\$520.00	
FY06 Street Value	\$109,717.80	>>>>	\$62,267.80	\$32,940.00	\$11,880.00	\$1,600.00	\$0.00	\$1,030.00	
FY05 Street Value	\$65,637.20	>>>>	\$43,967.20	\$15,290.00	\$550.00	\$5,610.00	\$0.00	\$220.00	
FY04 Street Value	\$149,611.32	>>>>	\$84,551.32	\$21,600.00	\$19,560.00	\$22,250.00	\$0.00	\$1,650.00	
FY03 Street Value	\$74,900.80	>>>>	\$5,586.30	\$32,890.00	\$3,510.00	\$31,820.00	\$0.00	\$1,094.50	

Month & Year	Cash		Equipment seized (List Number of Each Type & Dollar Value)						
	Seized	Forfeited	(Please List Seized / Forfeited in Each Block.)						
			Cars* Seized	Cars* Forfeited	Motor Cycles	Pistols**	Rifles**	Assault Weapons	(Electronic s)***
Jul-07	\$4,834.00	\$4,645.00	0	0	0	0	0	0	0
Aug-07	\$2,560.00	\$2,240.00	1	0	0	0	0	0	0
Sep-07	\$635.00	\$400.00	0	0	0	0	0	0	0
Oct-07	\$588.00	\$510.00	0	0	0	0	0	0	0
Nov-07	\$0.00	\$0.00	0	0	0	0	0	0	0
Dec-07	\$1,253.00	\$640.00	0	0	0	0	4	0	0
Jan-08	\$15,684.00	\$5,850.00	0	0	0	0	0	0	0
Feb-08	\$4,449.00	\$1,769.00	1	0	0	1	0	0	0
Mar-08	\$6,275.00	\$4,945.00	0	0	0	1	0	1	0
Apr-08	\$10,950.00	\$1,755.00	0	0	0	1	0	0	0
May-08	\$5,267.00	\$4,754.00	0	0	0	2	0	0	0
Jun-08	\$622.00	\$460.00	0	0	0	2	1	0	0
FY08 Total	\$53,117.00	\$27,968.00	2	0	0	7	5	1	\$0.00
FY07 Total	\$6,291.00	\$24,553.00	2	1	0	19	3	0	\$225.00
FY06 Total	\$45,755.00	\$31,576.00	6	0	1	106	10	7	\$0.00
FY05 Total	\$31,360.00	\$13,944.15	4	1	0	86	11	1	\$0.00
FY04 Total	\$52,233.42	\$208,281.00	0	0	0	43	3	3	\$100.00
FY03 Total	\$10,553.45	\$22,802.00	5 >	5	1	68	6	0	\$3,620.00

Appendix
Cases Generated by Type By Group
Source: City of Anderson Municipal Court Docket (JEMS Data Base)

All FY08 charges as listed in the Jems Data Base.					
<u>Group</u>	<u>Code Violation</u>	<u>Criminal</u>	<u>Parking</u>	<u>Traffic</u>	<u>Grand Total</u>
ACSO			1		1
Animal Control		1			1
APD Sworn Personnel		2,991	451	10,391	13,833
Belton PD		1		11	12
Building Code Dept.	66				66
Individual or Business		244			244
Iva PD				2	2
Jail		1			1
Judicial Department		244			244
Oconee County				16	16
Park Police			20	1	21
Reserve Officer				1	1
Grand Total	66	3,482	472	10,422	14,442

Data for previous years is on the following page.

Appendix
Cases Generated by Type By Group
Source: City of Anderson Municipal Court Docket (JEMS Data Base)
Historical Data

All FY07 charges as listed in the Jems Data Base.					
<u>Group</u>	<u>Code Violation</u>	<u>Criminal</u>	<u>Parking</u>	<u>Traffic</u>	<u>Grand Total</u>
Animal Control		36			36
APD Sworn Personnel		2,374	470	7,133	9,977
Building Code Dept.	171				171
Individual or Business		265			265
Judicial Department		172			172
Park Police			23		23
Grand Total	171	2,847	493	7,133	<u>10,644</u>

All FY06 charges as listed in the Jems Data Base.					
<u>Group</u>	<u>Code Violation</u>	<u>Criminal</u>	<u>Parking</u>	<u>Traffic</u>	<u>Grand Total</u>
Animal Control		40			40
APD Sworn Personnel		2,707	209	6,654	9,570
Belton PD				7	7
Code Enforcement	123				123
Individual or Business		494	1	10	505
Iva PD				2	2
Jail		1			1
Judicial Dept.		160			160
Park Police		3	57		60
Pendleton PD				4	4
Grand Total	123	3,405	267	6,677	<u>10,472</u>

All FY05 charges as listed in the Jems Data Base.					
<u>Group</u>	<u>Code Violation</u>	<u>Criminal</u>	<u>Parking</u>	<u>Traffic</u>	<u>Grand Total</u>
A Shift		351	29	362	742
Animal Control		5			5
B Shift		169		44	213
Business		401			401
C Shift		186	6	386	578
City Court		127			127
Code Enforcement	110				110
College		2			2
Community Patrol		52	4	21	77
D Shift		396	36	291	723
Individual		113		1	114
Investigator		253		18	271
Jail		1			1
Park Police			103		103
Traffic		277	222	5185	5684
Vice-Narcotics		395	3	101	499
Grand Total	110	2728	403	6409	<u>9650</u>