

I. Problem Definition

Violence against women in the United States is a national crisis. The statistics associated with these crimes are alarming. Women are six times more likely to be victims of violence than men.¹ Therefore, it is important to examine the prevalence of violent crime in the country, region, state, and county in order to fully understand the scope of violence plaguing women in the city of Anderson.

The United States: Violent Crime

The data in this section was collected from Crime in the United States data files for the respective years as listed. The United States collects its crime information primarily through the Uniform Crime Reports Program. The Uniform Crime Reports (UCR) Program examines data in increments of 2, 5 and 10 years to formulate trend information.

Violent Crime 2005 - 2009

Violent Crime 2009

Violent crimes are defined in the Uniform Crime Reporting (UCR) Program as those offenses which involve force or threat of force. Violent crime is composed of four offenses: murder and nonnegligent manslaughter, forcible rape, robbery and aggravated assault.

An estimated 1,318,398 violent crimes occurred nationwide in 2009 which was an estimated 429.4 violent crimes per 100,000 inhabitants. When data for 2008 and 2009 were compared, the estimated volume of violent crime decreased 5.3 percent.

Aggravated assault accounted for the majority of the violent crimes, 61.2 percent. Robbery accounted for 31 percent and forcible rape accounted for 6.7 percent. Murder, the least reported violent crime to law enforcement, made up 1.2 percent of the violent crimes in 2009.

In 2009, firearms were used in 67.1 percent of the Nation's murders, in 42.6 percent of the robbery offenses and in 20.9 percent of the aggravated assaults reported. (Weapon data are not collected for forcible rape offenses.)

Violent Crime 2008

An estimated 1,392,629 violent crimes occurred nationwide in 2008 which was an estimated 457.5 violent crimes per 100,000 inhabitants. When data for 2007 and 2008 were compared, the estimated volume of violent crime decreased 1.9 percent.

Aggravated assault accounted for the majority of the violent crimes, 60.4 percent. Robbery accounted for 32 percent and forcible rape accounted for 6.4 percent. Murder, the least reported violent crime to law enforcement, made up 1.2 percent of the violent crimes in 2008.

¹ *Interpersonal Violence Against Women Throughout the Life Span*, The American College of Obstetricians and Gynecologists.

In 2008, firearms were used in 66.9 percent of the Nation's murders, in 43.5 percent of the robbery offenses and in 21.4 percent of the aggravated assaults reported. (Weapon data are not collected for forcible rape offenses.)

Violent Crime 2007

An estimated 1,408,337 violent crimes occurred nationwide in 2007 which was an estimated 466.9 violent crimes per 100,000 inhabitants. When data for 2006 and 2007 were compared, the estimated volume of violent crime decreased 0.7 percent.

Aggravated assault accounted for the majority of the violent crimes, 60.8 percent. Robbery accounted for 31.6 percent and forcible rape accounted for 6.4 percent. Murder, the least reported violent crime to law enforcement, made up 1.2 percent of the violent crimes in 2007.

In 2007, firearms were used in 68.0 percent of the Nation's murders, in 42.8 percent of the robbery offenses and in 21.4 percent of the aggravated assaults reported. (Weapon data are not collected for forcible rape offenses.)

Violent Crime 2006

An estimated 1,417,745 violent crimes occurred nationwide in 2006 which was an estimated 473.5 violent crimes per 100,000 inhabitants. When data for 2006 to 2005 were compared, the estimated volume of violent crime increased 1.9 percent. The 5-year trend (2006 compared with 2002) indicated that violent crime decreased 0.4 percent. For the 10-year trend (2006 compared with 1997) violent crime fell 13.3 percent.

Aggravated assault accounted for the majority of violent crimes, 60.7 percent. Robbery accounted for 31.6 percent and forcible rape accounted for 6.5 percent. Murder, the least committed violent offense, made up 1.2 percent of violent crimes in 2006.

In 2006, firearms were used in 67.9 percent of the Nation's murders, in 42.2 percent of the robbery offenses, and in 21.9 percent of the aggravated assaults. (Weapon data are not collected for forcible rape offenses.)

Violent Crime 2005

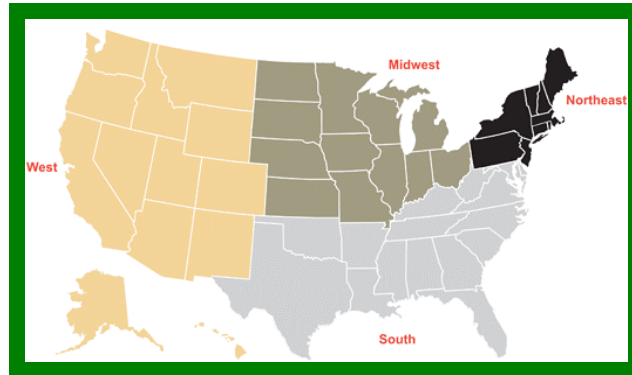
An estimated 1,390,695 violent crimes occurred nationwide in 2005 which was an estimated 469.2 violent crimes per 100,000 inhabitants. From 2004 to 2005, the estimated volume of violent crime increased 2.3 percent. The 5-year trend indicated that violent crime decreased 3.4 percent. For the 10-year trend (1996 compared with 2005) violent crime declined 17.6 percent.

Aggravated assault accounted for 62.1 percent, robbery accounted for 30.0 percent, forcible rape accounted for 6.8 percent, and murder accounted for 1.2 percent of the violent crimes in 2005.

Regional Data

The Uniform Crime Report Program groups the states into four regions: the Northeast, the Midwest, the South and the West. The population distribution of the regions is determined and the estimated volume and rate of violent crime by region is calculated.

For at least the last five years the southern region of the United States has contributed disproportionately to the violent crime reports in the United States. The following map of the United States depicts the regional breakdown.²



The violent crime rates per 100,000 inhabitants for the entire country were 429.4, 457.5, 466.9, 473.5 and 469.0 for calendar years 2009, 2008, 2007, 2006 and 2005 respectively. Of the four regions in the United States, the Southern Region consistently has the highest rate of violent crime. The Northeast Region consistently has the lowest rate of violent crime. Over 42% of the violent crime in the United States occurred in the South in 2009. The following table depicts the violent crime rates for the last five calendar years for which data is available.³

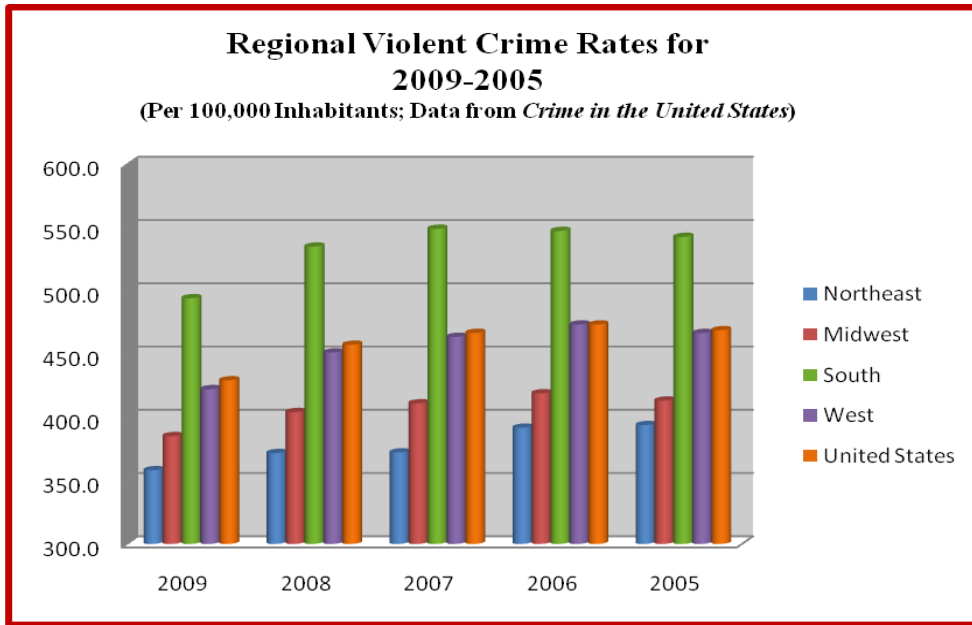
Region	2009 <u>Violent</u>	2008 <u>Violent</u>	2007 <u>Violent</u>	2006 <u>Violent</u>	2005 <u>Violent</u>
United States	429.4	454.5	466.9	473.5	469.0
Northeast	358.3	370.8	372.4	391.9	394.0
Midwest	385.8	400.1	411.2	419.1	413.3
South	494.3	533.9	549.2	547.5	542.8
West	422.4	445.4	463.7	473.5	466.8

The following two charts are based upon the violent crime rates for 2005 - 2009, year-over-year, and region-over-region. As depicted, the overall violent crime rates for the nation as a whole decreased, though there are some variations within regions.

² Map taken from *Crime in the United States 2006*.

³ *Crime in the United States 2009, 2008, 2007, 2006 and 2005*. Table 4 each year.

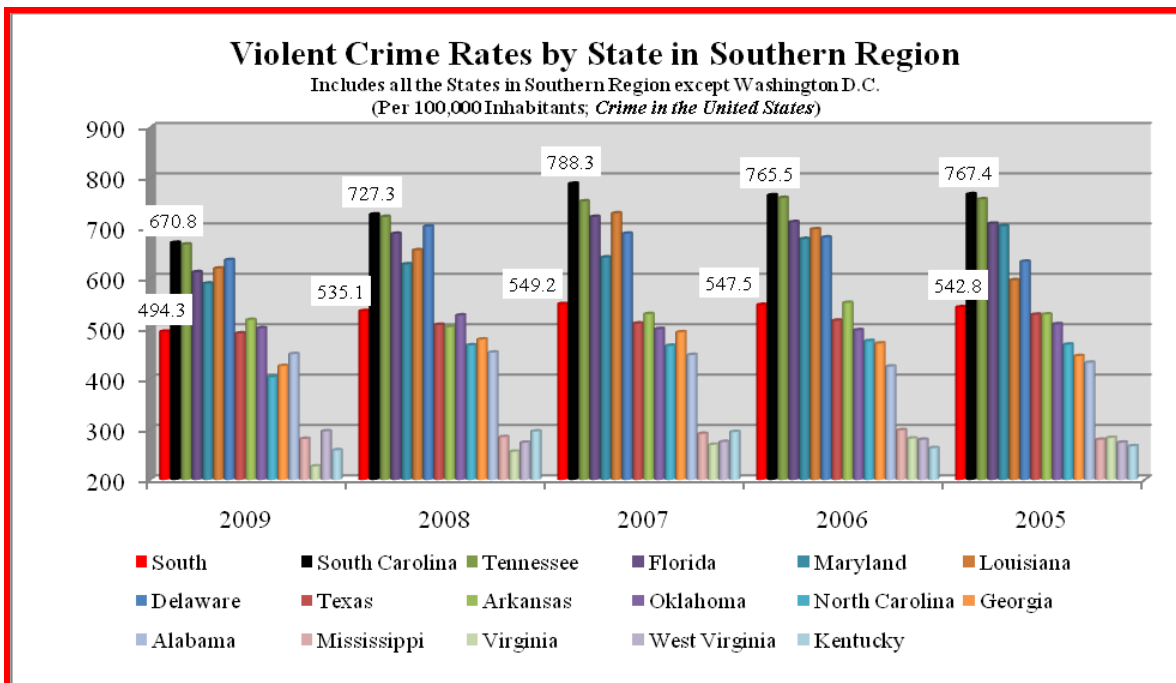
U. S. Regional Violent Crime Rates, Year-Over-Year



South Carolina

Of all of the states in the southern region, with the exception of the District of Columbia, South Carolina had the highest rate of violent crime each year of the five-year period ending in 2009.

Southern States Violent Crime Rates, Year-Over-Year



Anderson City and the Anderson County Metropolitan Statistical Area

The City of Anderson is a moderately sized semi-urban city located in Anderson County, South Carolina. The city is completely surrounded by Anderson County. **Anderson County is its own Metropolitan Statistical Area (MSA).** The Anderson, South Carolina MSA has a population of 182,566.⁴ The City of Anderson is the county seat and has the largest population (26,498⁵) of any municipality in Anderson County as well as the highest concentration of people per square mile (1,755 per sq. mile⁶) in the Anderson County MSA. The Anderson County MSA is directly next door to the Greenville-Mauldin-Easley, SC MSA which includes the counties of Greenville, Laurens and Pickens.

Nearby to the city of Anderson is Hart County in Georgia and Oconee County in Northwest South Carolina. The city of Anderson is the closest “large” city to people living in the entire northeast corner of Georgia as well as the Northwest “Golden Corner” of South Carolina. Many of the cities and counties located in the Golden Corner of South Carolina and N/E Georgia are rural areas and many of the residents from those regions come to the city of Anderson for needs and necessities that are unavailable in their home areas.

Violent crimes in the City of Anderson have always been high. Violent crimes include murder, rape, robbery and aggravated assault. These crimes may sometimes be referred to as “*Target Violent Crimes*” in this paper. The following section will explain the breakdown of major UCR crimes, associated Calls-for-Service (CFS) and criminal charges levied as a result of those types of crimes in the city of Anderson since fiscal year 2005.

Crime in the City of Anderson is Disproportionate to Remainder of MSA

The city of Anderson has a crime rate that is significantly higher than the rates for the nation, region, state and surrounding MSA. In addition, the city of Anderson contributes disproportionately to the Anderson County MSA violent crime rates. The violent crime rate for the Anderson MSA during the same period was higher than the national and regional rate but lower than the state rate. But the violent crime rate for the city of Anderson was significantly higher than the national, regional, state and county measurements.

For the section that follows the averages, ranges, standard deviations, upper limits and lower limits referred to in the section that tabulates the crimes for the city of Anderson is referring to the spread of numbers for the city of Anderson only. The figures described as “*normal*” and “*+/- one standard deviation*” in that section refer to only those figures applicable to the city of Anderson which may or may not be “*normal*” when compared to the national figures and/or numbers from other areas. Therefore, for the purpose of this paper, the reader is asked to keep in mind that the term *normal* is relative and based upon the average of the affiliated mathematical measurements for the city of Anderson. Those numerical and mathematical measurements, though referred to as *normal* or *within the normal range* (+/- 1 standard deviation), may in fact be abnormal when compared to measurements from other areas, even though they are *normal* for us.

⁴ Crime in the United States, 2008. Table 6. Published by the U.S.D.O.J., F.B.I., C.J.I.S. Division

⁵ Ibid.

⁶ Based upon 15.0 square miles.

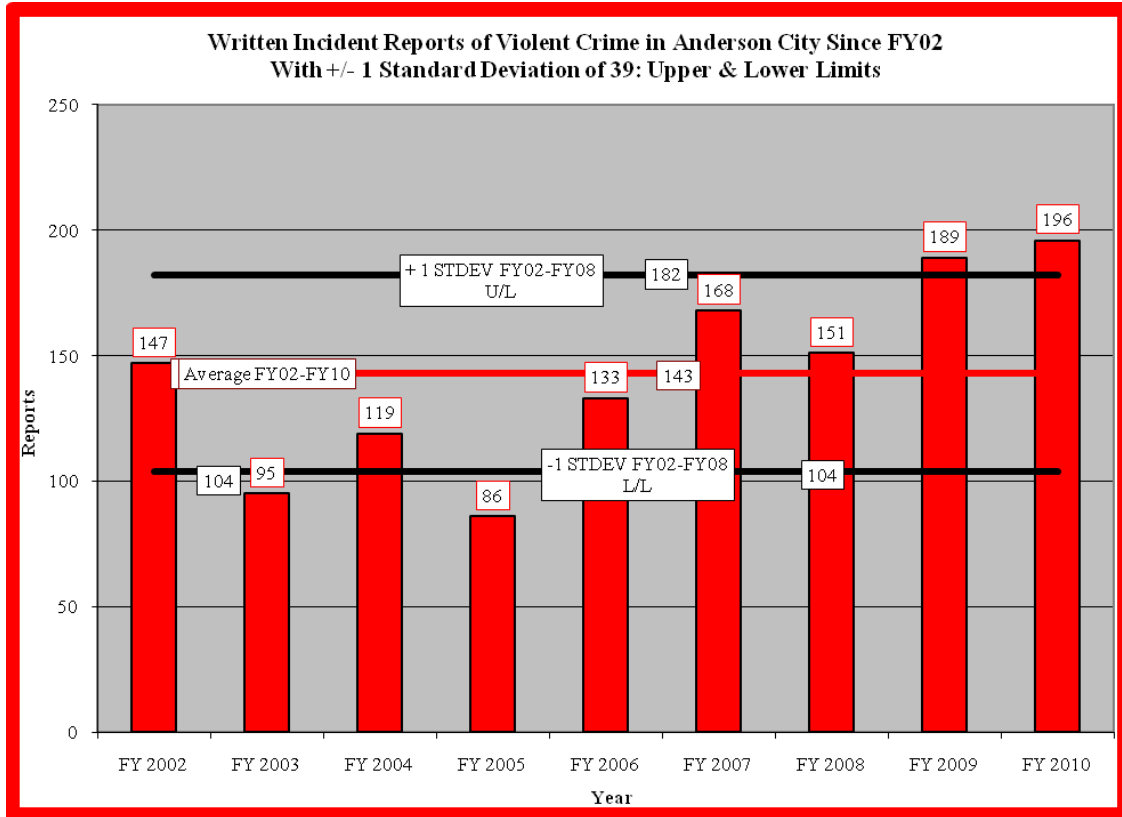
The following table lists the major categories of violent and property crimes as recorded on Uniform Crime Reports (UCRs) in the city of Anderson for the last 18 years.

MAJOR CRIMES BY YEAR AS PER UNIFORM CRIME REPORTS										
<u>INDEX CRIMES</u>	<u>1991</u>	<u>1992</u>	<u>1993</u>	<u>1994</u>	<u>1995</u>	<u>1996</u>	<u>1997</u>	<u>1998</u>	<u>1999</u>	<u>2000</u>
Murder	3	9	9	6	5	4	5	2	3	2
Rape	26	31	15	13	22	14	7	10	4	12
Robbery	58	91	134	163	123	115	97	95	74	61
Aggravated Assault	<u>330</u>	<u>342</u>	<u>396</u>	<u>361</u>	<u>417</u>	<u>416</u>	<u>309</u>	<u>206</u>	<u>209</u>	<u>170</u>
Violent Index	417	473	554	543	567	549	418	313	290	245
<u>INDEX CRIMES</u>	<u>FY 2001</u>	<u>FY 2002</u>	<u>FY 2003</u>	<u>FY 2004</u>	<u>FY 2005</u>	<u>FY 2006</u>	<u>FY 2007</u>	<u>FY 2008</u>	<u>FY 2009</u>	<u>FY 2010</u>
Murder	3	3	1	1	2	0	5	2	3	4
Rape	9	14	6	13	11	23	17	12	12	17
Robbery	68	48	43	42	29	34	39	58	65	56
Aggravated Assault	<u>151</u>	<u>82</u>	<u>45</u>	<u>63</u>	<u>44</u>	<u>76</u>	<u>107</u>	<u>79</u>	<u>109</u>	<u>119</u>
Violent Index	231	147	95	119	86	133	168	151	189	196

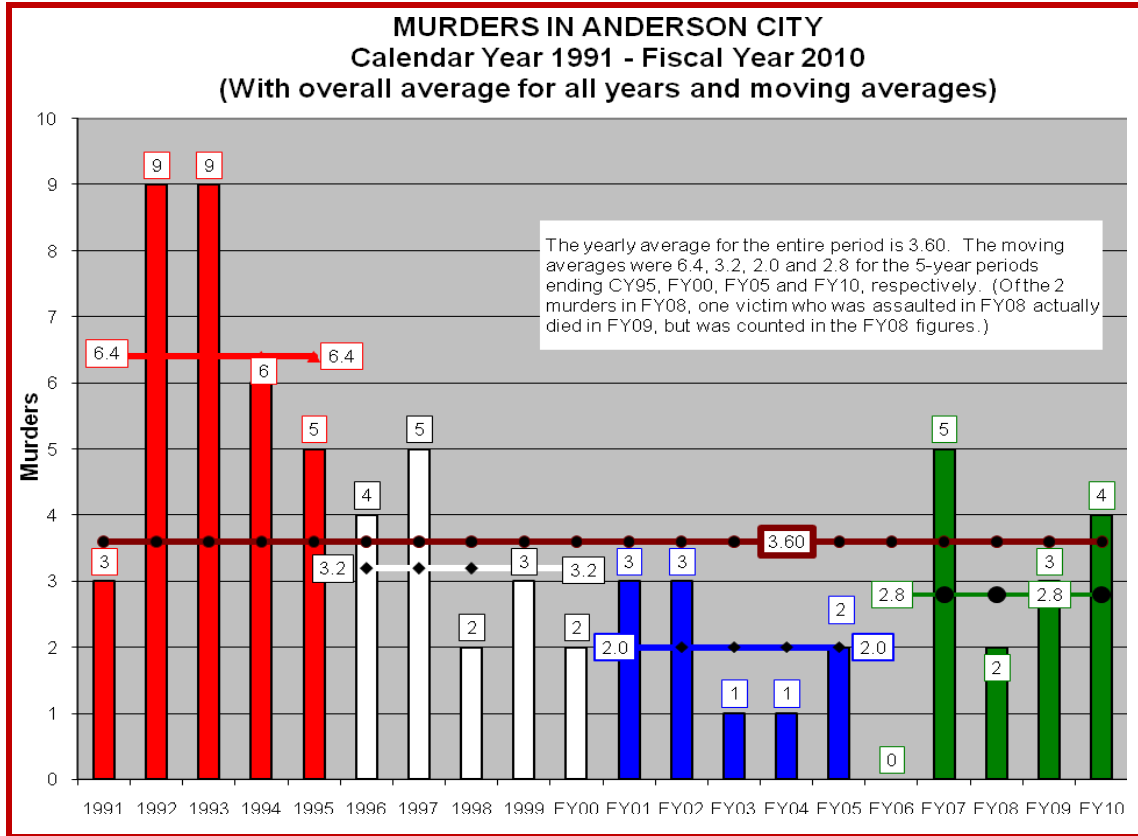
The average number of UCRs (incident reports) per year for the period of 1999 – fiscal year 2010 was 4,922 with a standard deviation of 807. The number of incident reports has increased yearly since fiscal year 2006 except for a slight decrease in fiscal year 2010. In fiscal year 2008 there was a year-over-year increase of about 13%. The year-over-year increase for fiscal year 2009 was about 8%. The FY10 figure of 6,067 was well above the top end of the normal range (+/- one standard deviation) for the period of 1999 – 2010.

Since 2002, reports of violent crime have averaged 143 per year with a normal range (+/- 1 standard deviation) of 104 - 182. FYs 2007 and 2008 were above the average but did not exceed the range of the upper limit of the standard deviation. FY09 and FY10 far exceeded the range of an entire normal standard deviation.

Written Incident Reports Since FY02, Violent Crime

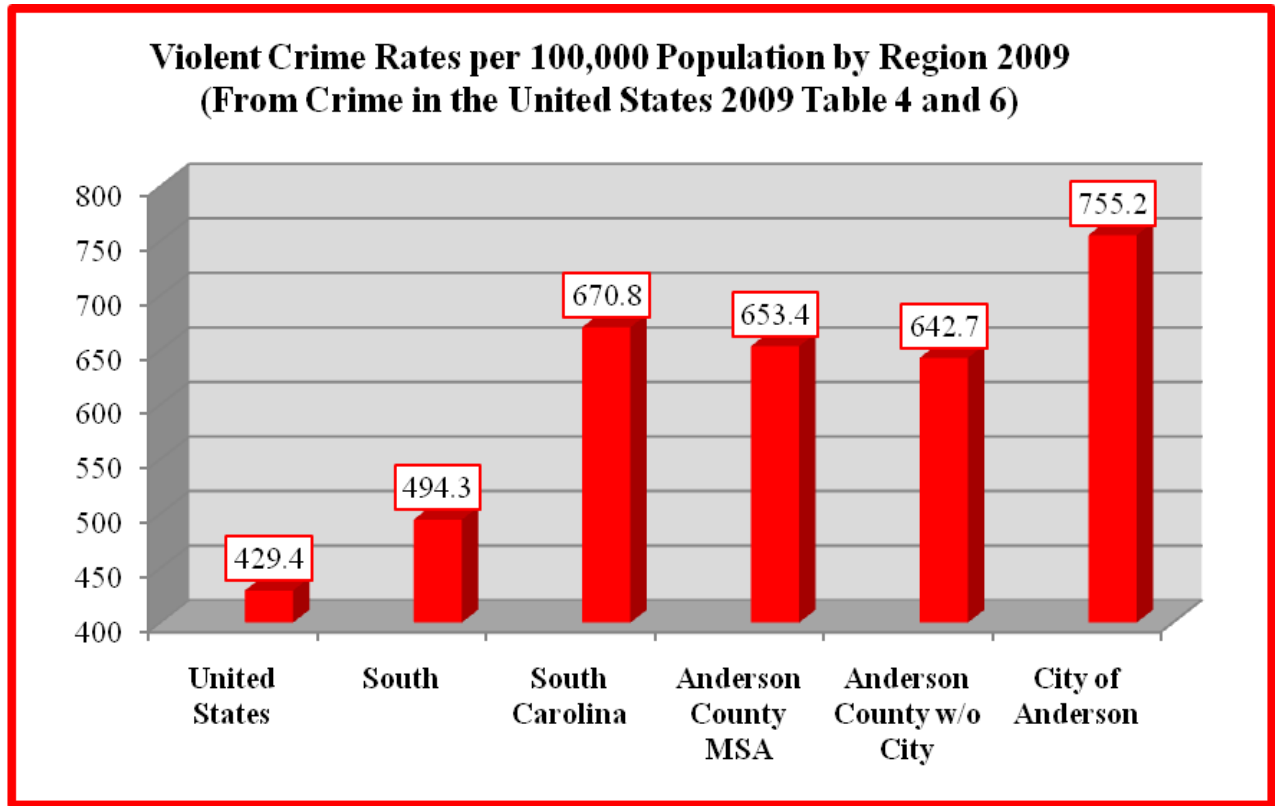


Over time, since 1991, the change in the murder rate for the city of Anderson has (generally) fluctuated in a manner consistent with that of the overall violent crime rate. As of Fiscal Year 2010, the murder rate for the city of Anderson had decreased substantially since it peaked at nine per year in 1992 and 1993. The next chart graphically depicts the yearly number of murders in the city of Anderson for the 20-year period ending with FY10 and the overall average.



In an effort to determine how the city of Anderson measures as compared to the Anderson County MSA, the state of South Carolina, the Southern Region and the nation as a whole, the FBI’s official data for the periods 2005 – 2009 as presented earlier in this paper was reviewed and the 2009 data was detailed and charted in an effort to depict the tabulations and present a “snapshot” of the benchmark comparison between Anderson City and the other areas. The 2009 data is as follows:

Violent Crime Rates 2009 per 100,000 Population as per <i>Crime in the United States 2009</i>			
<u>Region</u>	<u>Crime Rates per 100,000 inhabitants</u>		
	<u>Violent</u>	<u>Population</u>	<u>Data Source</u>
United States	429.4	307,006,550	(Table 4)
South	494.3	113,317,879	(Table 4)
South Carolina	670.8	4,561,242	(Table 4)
Anderson County MSA	653.4	185,794	(Table 6)
Anderson County w/o City	642.7	158,650	(Table 6 Extrapolated)
City of Anderson	755.2	27,144	(Table 6 Extrapolated)



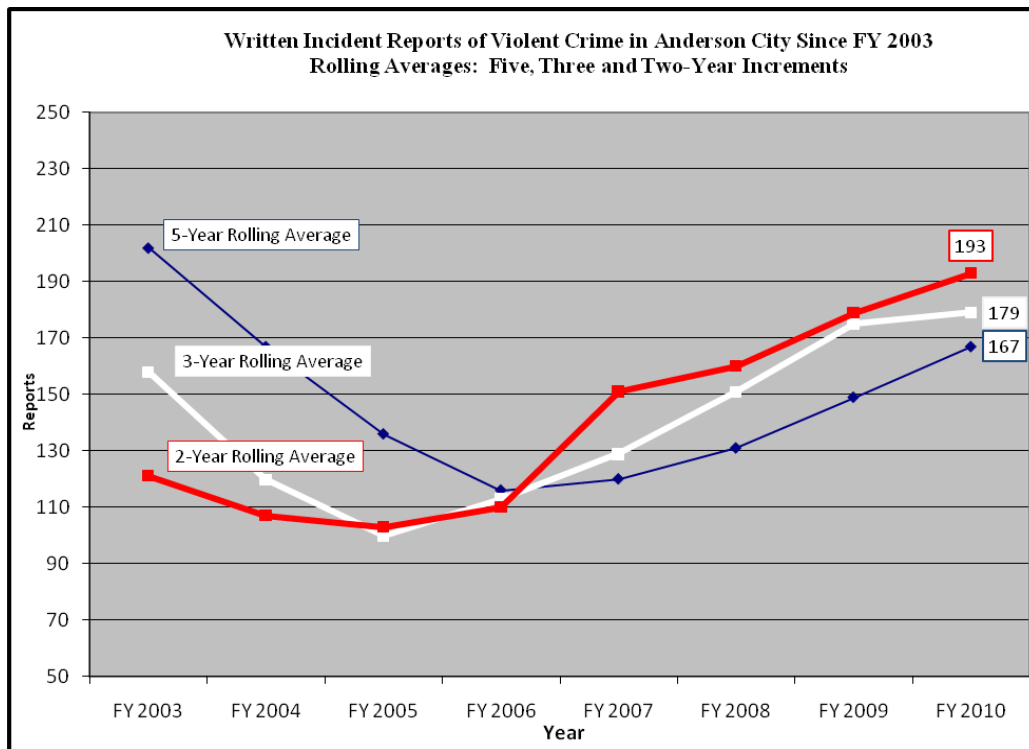
Based upon the previous analyses, virtually all of the measurements and calculations of crime in the city of Anderson indicate that the violent crime rates are increasing. That's a bad note considering that the city of Anderson's crime rate was already worse than all the areas around the city: the County of Anderson, the State of South Carolina, the Southern Region of the United States and the nation as a whole.

The City of Anderson Police Department has attempted to exhaust all avenues of quantitative measurement in determining the crime rate(s) for the periods under study. The final question we will attempt to answer in this paper is

Are the measurements and calculations of the current crime rates for the most recent periods for which data is available simply a normal fluctuation around the mean of the statistical averages or is it the beginning of a permanent upward shift in the crime rate?

To answer this question, the City of Anderson Police Department has performed one final number analysis – a rolling average – based upon three different data-sets of years.

The two, three and five-year rolling averages for the number of yearly reports (UCRs) have shown upturns as of late. Specifically, with respect to violent crime, the five year rolling average increased in FY 2007, FY 2008, FY 2009 and FY 2010 while the two and three-year rolling averages increased in FY 2006, FY 2007, FY 2008, FY 2009 and FY 2010.



As indicated by the previous charts, in an effort to determine if the deviations and differences which were calculated were due to a normal spread of numbers or what may be the early stages of a permanent shift, the department has crunched the numbers a variety of ways. The different ways that the crime numbers were crunched for this paper have included:

1. straight numerical crime analysis with raw number reporting
2. listing actual counts of criminal reports
3. calculating across-the-board averages for various geographical areas
4. comparing the City of Anderson to other areas
5. calculating Anderson City's averages
6. calculating rolling averages for three different sets of years
7. running the standard deviations for Anderson City for the period under study
8. comparing the city of Anderson to surrounding areas

The overall result of the above-referenced statistical measurements as reported in this paper yielded outcomes that seem to indicate that **the city of Anderson is experiencing a permanent upward shift in its crime rate**. This conclusion is witnessed by the upward movement in the most recent numerical measurements combined with their associated long-term affect on our measurement(s) as depicted by the rolling averages. Overall, **there were no calculations which yielded results to support a conclusion that the recent fluctuation(s) in the data-sets were part of the "normal spread" of numbers about the mean.**

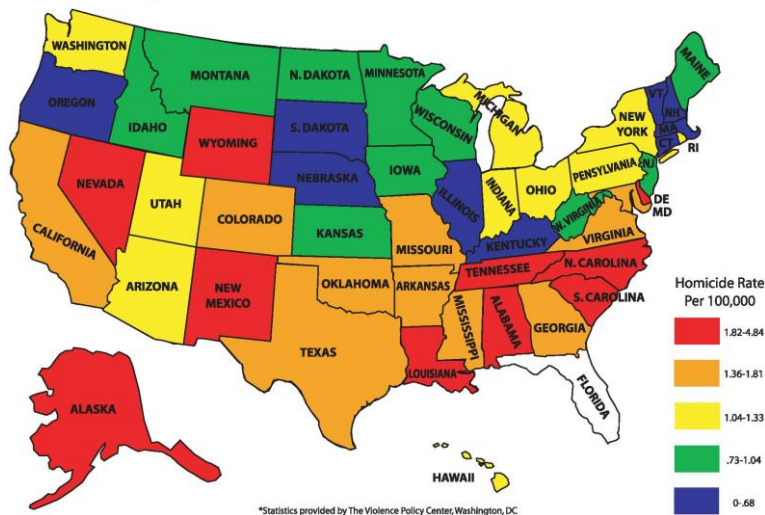
Violence against Women in the United States:

Violence against women in America is a national crisis. The most prevalent violent crimes committed against adult females are domestic violence, dating violence, sexual assault, and stalking crimes. Women who are victims of violent crimes experience long-term side effects from the abuse. The side effects can include but are not limited to a higher risk of serious health problems, such as, depression, panic attacks, migraines, chronic pain, arthritis, high blood pressure, gastrointestinal problems, and high risk behaviors which include tobacco and alcohol abuse and sexual risk taking.⁵ The economic consequences for violence against women are considerable, in 2003 intimate partner violence alone costs exceeded \$5.8 billion dollars. The previous fact illustrates that in some way violence against women impacts every individual in the United States.

Domestic Violence

Domestic violence is a criminal act involving victims and offenders who are related to one another, and it includes intimidation, simple, aggravated, and sexual assault. Every hour 50 women in the United States are victimized by an intimate partner.⁷ Resulting in more than three women murdered every day by an intimate partner.⁸ More than three million women are physically abused by their husband or boyfriend every year.⁹ Domestic violence is extremely challenging for law enforcement agencies due to family members trying to ignore what's happening, neighbors do not want to get involved, and the victim is usually helpless to understand the problem, let alone determine the solution to it. Instead of the difficulties being addressed before they can further develop, law enforcement agencies are usually left to handle each case only after someone is injured. At this point, the officers themselves are often at risk due to the volatile nature of the situation. Despite the stereotypes, domestic violence knows no racial, gender, age, religious, socioeconomic or sexual orientation boundaries.

Females Murdered by Males in Single Victim/Single Offender Homicides Per Capita in the US in 2002*



⁷ The National Center for Victims of Crime, Crime Clock

⁸ Family Violence Prevention Fund, The Facts on Domestic Violence

⁹ Family Violence Prevention Fund, The Facts on Domestic Violence

Sexual Assault

Sexual Assault is a term used to describe any type of sexual activity committed by one person without the consent of the other. It involves the use of threats, force, or violence, or any other form of coercion or intimidation. Sexual contact with a person who is unable to give consent is also considered sexual assault. This includes, but is not limited to, a person who is asleep, under the influence of drugs or alcohol, or otherwise impaired. Sexual assault violates a person's feeling of trust and safety.¹⁰ One in every six US women has experienced an attempted or completed rape in their lifetime. More than 300,000 women are forcibly raped and over 4 million are sexually assaulted every year in the United States.¹¹ Sexual assault is one of the most underreported crimes, resulting in 60% not being reported.¹² Only 6% of sexual assault offenders ever spend a day in jail, due to lack of incidents being reported, prosecution, and conviction issues.¹³

Stalking

Stalking is defined as a repetitive pattern of unwanted, harassing or threatening behavior committed by one person against another. These acts include but are not limited to, telephone harassment, being followed, receiving unwanted gifts, and other similar forms of intrusive behavior.¹⁴ Every minute three people become victims of stalking.¹⁵ Seventy-eight percent of stalking victims are women.¹⁶ One out of every twelve women in the United States has been a victim of stalking.¹⁷ Only 13% of female stalking cases that were reported to the police were prosecuted.¹⁸

South Carolina: Violent Crimes against Women

The data for violent crimes against women is distressing and the numbers indicate that something must be done to decrease the occurrence of these cases and prevent further criminal acts that result from this violence. In 2003, South Carolina ranked number one nationally in the number of women killed by male intimate partners.¹⁹ In 2004, there were over 35,124 domestic violence cases reported in South Carolina. At least 44 women, in 2004, were victims of domestic violence homicides according to the South Carolina Attorney General's Office. The South Carolina Law Enforcement Division reports that 65 percent of the domestic assaults were committed by a spouse. Most domestic assault arrests (69 percent) were for simple assault; while a smaller amount (22 percent) of the arrests were for aggravated assault.²⁰ According to a recent study, one out of eight women, approximately 200,000 adult women in South Carolina, has been the victim of forcible rape.²¹

¹⁰ www.sarsonline.org/defhelp_definitions.php

¹¹ Family Violence Prevention Fund, The Facts on Domestic Violence

¹² www.rainn.org/print/288

¹³ www.rainn.org/print/288

¹⁴ Stalking Resource Center, Stalking Fact Sheet

¹⁵ The National Center for Victims of Crime, Crime Clock

¹⁶ Family Violence Prevention Fund, The Facts on Domestic Violence

¹⁷ Stalking Resource Center, Stalking Fact Sheet

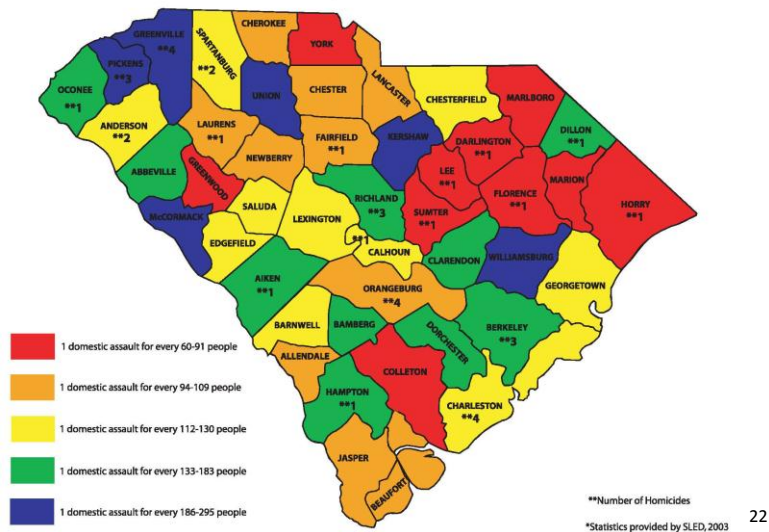
¹⁸ Stalking Resource Center, Stalking Fact Sheet

¹⁹ www.greenvilleonline.com/news/2003/09/25/2003092515670.html

²⁰ Family Violence Prevention Fund, The Facts on Domestic Violence

²¹ Rape in South Carolina: A Report to the State

Domestic Assaults Per Capita in South Carolina in 2003*



Anderson County: Violent Crimes against Women

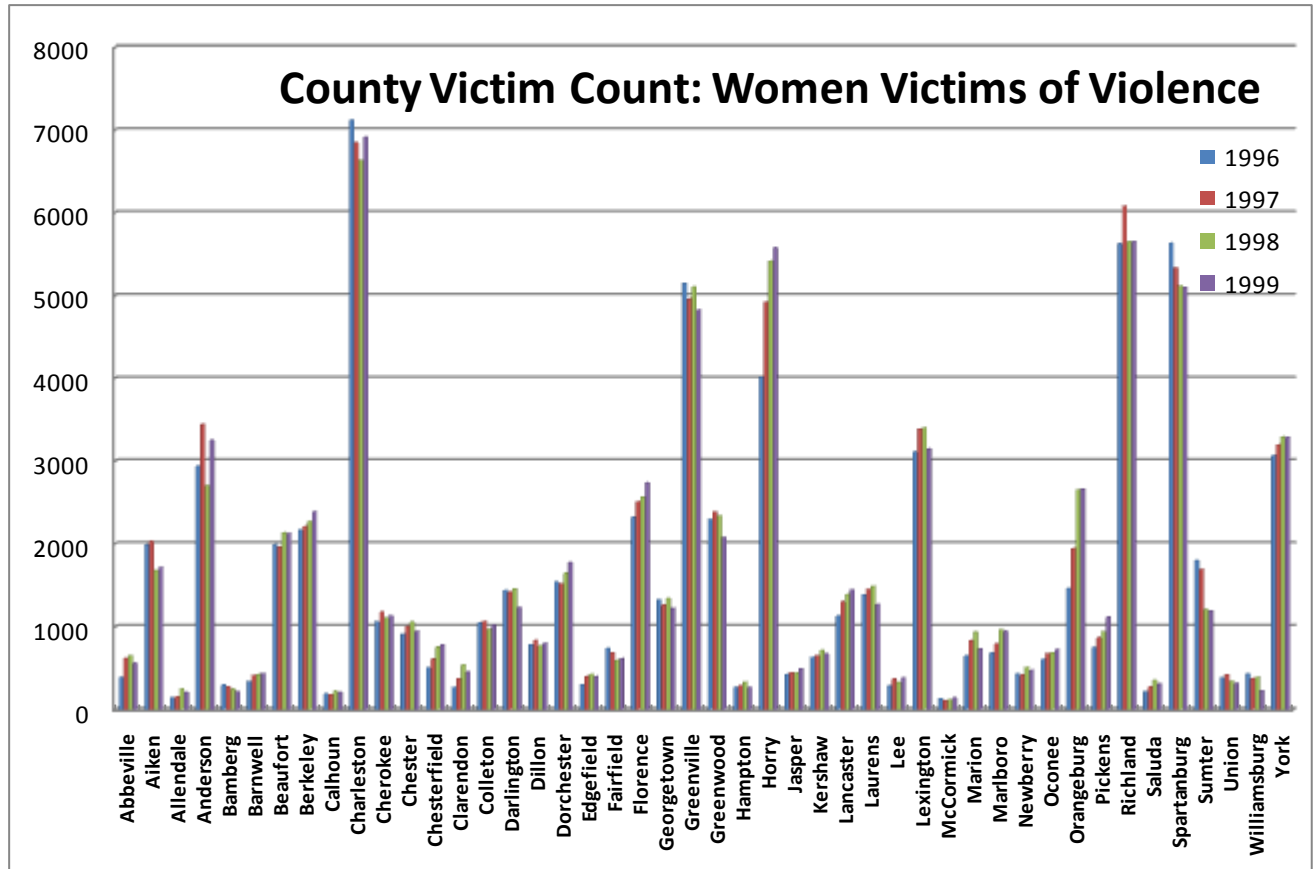
The data in this section was collected from a report published documenting violent crimes against women in South Carolina during the years 1996-1999.²³

Anderson County consistently ranked among the top eight worst counties in the state for the number of women victims of violence. In 1996, the county was ranked eighth worst with 2,940 women victims of violence and in 1997 the total increased by approximately 17% to 3,443 resulting in the county being the 6th worst. In the time span documented, 1998 was the least violent year for women with 2,703 victims of violence decreasing the county's ranking to 8th. However, in 1999 Anderson County ranked 7th worst in the state due to the total of women who were victims of violence increasing by approximately 20% to 3,253. The total number of the women victims of violence in Anderson County is 31% higher than the average number of victims per county for the four year time period documented. Anderson County's population accounts for only 4% of the total population of South Carolina.²⁴

²² SCCADVASA, www.SCCADVASA.org

²³ *Violence Against Women in South Carolina*, published by the Criminal Justice Academy, South Carolina Department of Public Safety.

²⁴ 2000 U.S. Census Bureau, Anderson City South Carolina Fact Sheet



Victims of Violence

As noted above, women are six times more likely to be victims of violence than men.²⁵ There are also several other factors that can contribute to the risk of a woman becoming a victim of violent crime. The data in this section was collected from a report published documenting violent crimes against women in South Carolina during the years 1996-1999.²⁶

The racial distribution of women in South Carolina according to the 1990 Census totals is 68% White, 30.8% Black, and 1.1% all other racial categories. The level of victimization is disproportionate when compared to the racial distribution of women within the state because black women account for a majority (51.3%) of women victims.

²⁵ www.acog.org/departments/dept_notice.cfm?recno=17&bulletin=186

²⁶ *Violence Against Women in South Carolina*, published by the Criminal Justice Academy, South Carolina Department of Public Safety. May 2001.

Female Victims of Violent Crimes by Race²⁷

Race	Number	Percent
Asian	660	0.2
Black	150,274	51.3
Native American	318	0.1
Unknown	394	0.1
White	141,348	48.2
Total	292,994	

Non-White (Asian, Black and Native American) women experienced higher levels compared to White women of violent victimization. The victimization rate for Non-White women was 597.9 per 10,000 from 1996 to 1999, compared to 263.2 per 10,000 for White women.

Women Victimization Rates by Racial Group²⁸

Year	Non-White	White
1996	602.4	249.2
1997	609.4	266.8
1998	598.3	268.5
1999	581.7	267.9
Total	597.9	263.2

*Note: Rate per 10,000 women within that racial group.

In addition to race, more women were also victimized within certain age ranges. The majority of women victimized were between the ages of 18 to 34, accounting for 55.5% of the victims. Women from 18 to 21 years of age, followed by women ages 22 to 24, experienced the highest victimization rate.

²⁷ *Violence Against Women in South Carolina*, published by the Criminal Justice Academy, South Carolina Department of Public Safety. May 2001.

²⁸ *Violence Against Women in South Carolina*

Victimization of Women by Age Group²⁹

Age Group	Number	Percent	Rate
0-5	4,787	1.6	79.0
6-12	10,213	3.5	138.4
13-17	32,043	10.9	596.8
18-21	41,665	14.2	975.3
22-24	28,080	9.6	862.9
25-34	87,009	29.7	748.3
35-44	58,924	20.1	469.0
45-54	19,947	6.8	194.3
55-64	5,995	2.0	85.0
65 & Older	4,112	1.4	37.2

City of Anderson: Victims of Violence

The high incidence of violent crimes in the City of Anderson corresponds with the demographic profile compiled using the 2000 U.S. Census.

The majority of the population in the city of Anderson is 54.8% female. The percent of the population over 18 years old is 77.8%.³⁰ The city also has a large population of females ranging from 18-21 years old due to two universities located in or nearby, Clemson University is located 20 minutes from the city, and Anderson University, is situated within the city limits. The Black population in the city of Anderson is 34%, which is significantly higher than the national average of 12.3%. According to the data documented in the previous section, all of these factors could be contributing to the significant problem that the city of Anderson has with an increasing rate of violent crime.

II. Existing Efforts & Current Resources

City of Anderson PD Activity for the Previous Fiscal Year³¹

During Fiscal Year 2010 (July 1, 2009 – June 30, 2010) the City of Anderson Police Department handled a total of 68,380 calls-for-service, down 1.5% from 69,389 in Fiscal-Year 2009.

²⁹ Violence Against Women in South Carolina

³⁰ US Census Bureau 2000 Population

³¹ City of Anderson Police Department Fiscal Year 2010 Annual Report

For FY10, the average number of calls per month was 5,698.33, down 1.5% from 5,782.42 in FY09. The average number of calls per day was 187.34, down from 190.11 in Fiscal Year 2009.

Officers investigated or were dispatched to “suspicious persons” 3,334 times, down 13.8% from 3,868 in FY09. Officers were dispatched to 1,187 civil disputes or civil disturbances, down 5.2% from 1,252 in FY09.

The following tables refer to the target crimes as listed in this paper as well as related crimes. The data-sets include calls-for-service, Uniform Crime Reports (UCRs) and court docket reports.

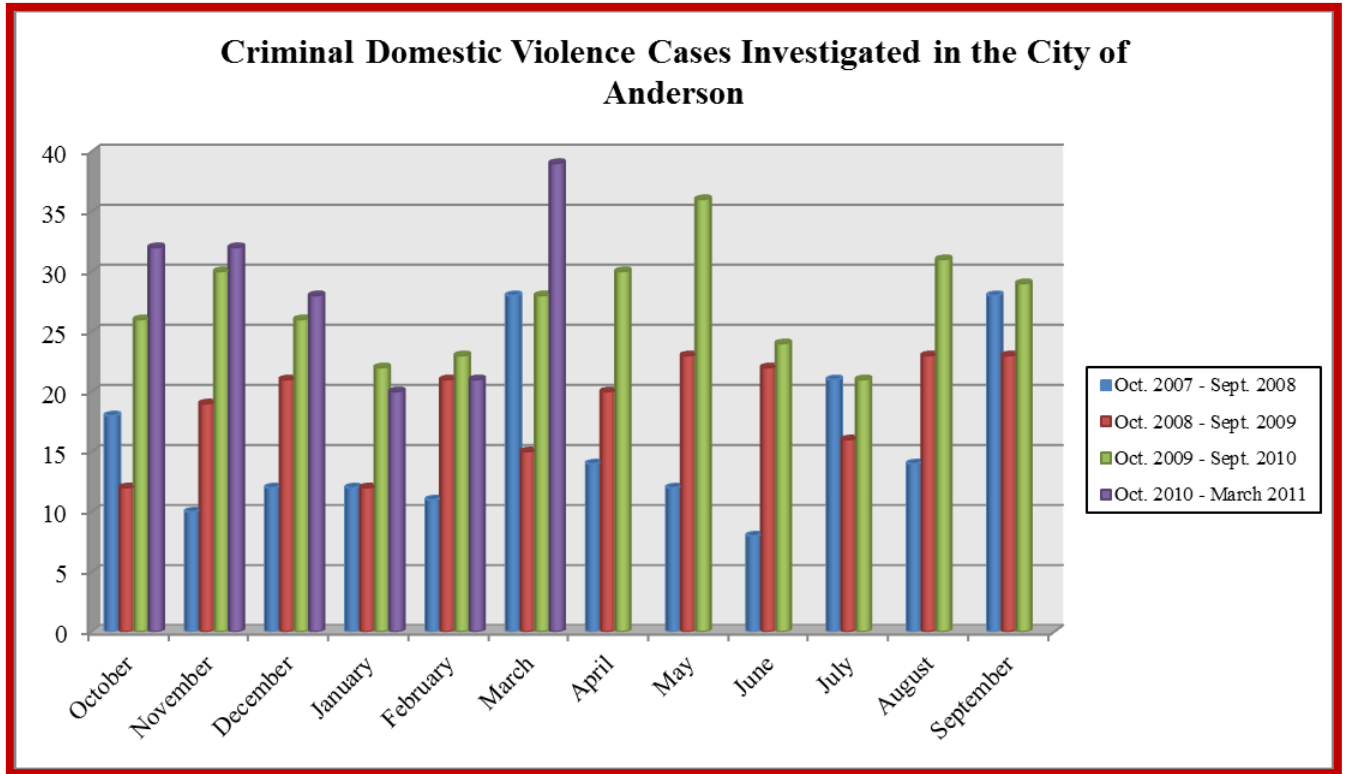
Major Crimes Calls-for-Service (CFS) by Year								
Classification	Crime	FY05	FY06	FY07	FY08	FY09	FY10	Grand Total
Violent	Assault	515	541	466	552	556	491	3,121
	Robbery	125	132	142	153	179	151	882
	Sexual Assault	66	52	46	46	67	76	353
Violent Total		706	725	654	751	802	718	4,356

The above-referenced 4,356 CFS averaged 2 per day across the board for the above fiscal years and resulted in the generation of 923 documented criminal incidents involving the major violent crimes on a UCR.

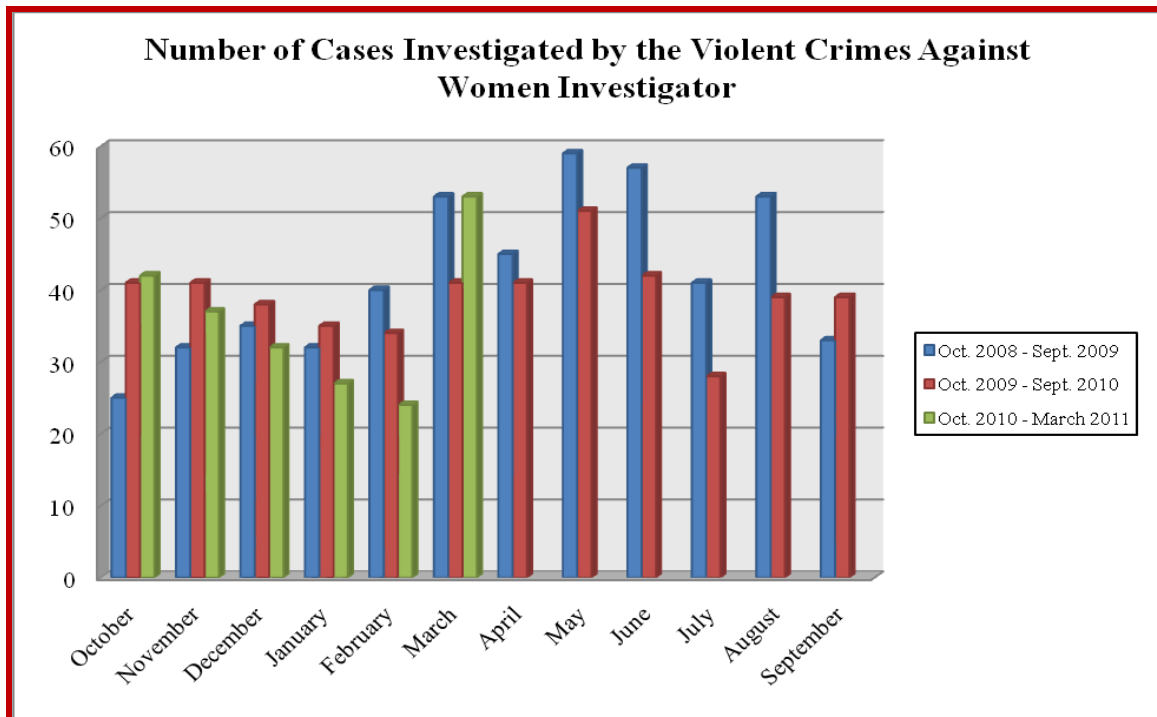
A UCR is an official law enforcement record of what an investigation confirms as a probable crime. A preliminary UCR is generally started by the officer (first responder) on the scene who takes the initial call-for-service. Because of the complexity of these cases, in the city of Anderson, these types of crimes are investigated almost exclusively by the Criminal Investigations Division or for cases of violence against women, the Violent Crimes against Women Investigator.

MAJOR CRIMES BY YEAR AS PER UNIFORM CRIME REPORTS							
INDEX CRIMES	FY 2005	FY 2006	FY 2007	FY 2008	FY 2009	FY 2010	Total
Murder	2	0	5	2	3	4	16
Rape	11	23	17	12	29	17	109
Robbery	29	34	39	58	65	56	281
Aggravated Assault	<u>44</u>	<u>76</u>	<u>107</u>	<u>79</u>	<u>109</u>	<u>119</u>	<u>534</u>
Violent Index	86	133	168	151	206	196	923

Criminal domestic violence cases in the city of Anderson have increased significantly since the year before the inception of the Violent Crimes Against Women Investigator grant program. During October 2007 - September 2008, there were 188 documented Criminal Domestic Violence cases. There was an increase of 21% resulting in 227 documented CDV cases between October 2008 and September 2009. The number of documented CDV cases increased another 43% between October 2009 and September 2010 resulting in 326 cases. When comparing the first six months of the second year of the grant program (October 2009 – March 2010) to the first six months of the third year of the grant program (October 2010 – March 2011), there has been an increase of 10%. If the trend continues the Violent Crimes against Women Investigator could investigate 344 CDV cases before the end of the third year of the grant program.



The Violent Crimes Against Women Investigator has an average case load of 40 cases per month. According to the Captain of the Criminal Investigations Division in order for an investigator to work each case effectively the average case load per month should be no more than 25-30 cases.



The below chart illustrates the type and number of each type of crime that the Violent Crimes Against Women Investigator has investigated between October 2008 and March 2011.

2008	CDV	CDV High and Aggrevated Nature	Assault & Battery	Murder	ABHAN	AWIK	Simple Assault	Assault	Rape	Kidnapping	Criminal Sexual Conduct
October	12		1				1	2	2		
November	16	3	3		1	1	2				
December	18	3	2	1	1			1			
2009											
January	12		4		1		1				
February	21	3	3								
March	15	2	7		1	1	4		1		
April	18	2	5				4				
May	23	3	10				5		1		
June	22	3	6				8				3
July	16	1	10				2				3
August	23	1	8				4				2
September	18	1	2				3				1
October	25	1	2				2	1			2
November	30		2				2	1		1	1
December	25	1	7		1						1
2010											
January	19	3	4								2
February	20	3	1				2			1	1
March	27	1	3							2	1
April	27	3	4		1		1				
May	36		4		1		2				
June	21	3	5				4				
July	20	1	5								1
August	30	1	4								2
September	27	2	4								1
October	29	3	3								3
November	32		1								1
December	27	1	1								2
2011											
January	19	1	4								1
February	21										
March	35	4	5								1
Total	684	50	120	1	7	2	47	5	4	4	29

2008	Unlawful Use of Phone	Neglect of a Vulnerable Adult	Violation Restraining Order	Violation Probation Order	Purse Snatching	Harassment	Harassing Phone Calls	Stalking	Other
October		1				3	3		
November	2					2		1	1
December			1			5	3		
2009									
January						6	4		4
February				1	1	2	6		3
March				1	1	7	7		6
April				1		7	5		3
May						4	10		3
June				2		6	4		3
July				2		4	2		1
August						8	4		3
September				1		1	4	1	1
October				2		3	3		
November				1		1	1		1
December							2		1
2010									
January				1		4	2		
February						2	4		1
March							3		4
April				1		1	1		2
May					1	4	2		1
June				1		1	3		4
July									1
August					1			1	
September				1		2			2
October						1		1	2
November				1		1	1		
December							1		
2011									
January						1	1		
February				1			1		1
March						3	1		4
Total	2	1	1	17	4	79	78	4	52

As illustrated in the charts above, the increasing trend of violence, especially against women in the city of Anderson is continuing. On September 16, 2010, a man with a history of mental illness and suicidal tendencies shot and killed his wife and then turned the gun on himself. The couple divorced in 2009 but they were trying to work things out for the sake of their seven year old daughter. A family member discovered the couple in their home about an hour after the shooting.³²

On January 18, 2011, Kacy Roberson, a 22 year old mother of two children, 3 and 4 years old, died of strangulation and a hard blow to the head. She was also 14 to 15 weeks pregnant with a baby girl. Her parents found her four to five hours after she was killed when she did not show up to pick up her two children from daycare. Her boyfriend, Keith Rucker, was living with her at the time of the murder. After the murder, Rucker fled the area in Roberson's car to Georgia where he turned himself in to authorities the next day. He has been charged with the murder of Kacy Roberson and her unborn baby. Rucker was a registered sex offender from Georgia who

³² Anderson Independent Mail, September 16, 2010.

had been released from jail only six months prior for a statutory rape conviction. He served eight years out of the ten year prison term. In addition, Rucker had a criminal record involving rape since he was a juvenile. Friends and family members described their relationship as “abusive”. The case is still pending.³³

III. Conclusion

Based upon analysis performed by the City of Anderson Police Department it has been concluded that the violent crime rate for the city of Anderson is in the early stages of a permanent upward shift. This conclusion is derived from the calculations performed in the production of this paper and the conclusion remains the same, regardless of how the numbers are crunched. Based upon information either retrieved directly or extrapolated from FBI publications it appears that the closer one gets to the city of Anderson geographically, the worse the crime rate becomes. Consequently, the number of women victimized by violent crimes in the city of Anderson will continue to increase.

On October 1, 2008, the City of Anderson Police Department received a grant award under the Violence Against Women Act Program entitled “Violent Crimes against Women Investigator”. The grant program has allowed the police department to establish a specialized investigator dedicated solely to working on cases involving violent crimes against women. The Violent Crimes against Women Investigator has made a significant impact on violence against women in the city of Anderson and has assisted numerous victims of these crimes. However, with funds to continue the grant program for a fourth year the investigator can make an even bigger impact. The grant program has allowed the City of Anderson Police Department to provide women in Anderson with an invaluable service. Unfortunately at this time the police department is unable to continue this specialized service without the assistance of outside funding.

³³ Anderson Independent Mail, January 19 and 20, 2011.