

**PROBLEM STATEMENT:** First, define the problem exactly as it exists in your particular community. Describe the nature and magnitude of the problem using valid, updated statistical data, and cite the source and date of your information. Prior data may be used to show changes in the magnitude or severity of the problem. Remember to document the problem and not the symptoms or solutions of the problem. Second, identify your existing efforts, current resources and programs being utilized to deal with the problem.

---

## I. PROBLEM STATEMENT

### Gun Violence: Studies of Cause and Effect

According to the F.B.I. Annual Report *Crime in the United States*, there were 11,877,218<sup>1</sup> crimes committed in the United States in 2002, compared to 11,876,669 in 2001. During 2002, the crime rate decreased to 4,118.8 persons per 100,000 inhabitants, down from 4,162.6 in 2001.<sup>2</sup> Adults accounted for 74.3 percent of all arrestees for Crime index offenses in 2002 and juveniles accounted for 25.7 percent.<sup>3</sup> Of all Crime index offenses cleared in 2002, 18.0 percent involved only persons less than 18 years of age. (According to Uniform Crime Rate guidelines, any clearance that involves both juveniles and adults is listed as an adult clearance.)

Out of the total crimes listed in the crime index for 2002, 1,426,325 – or approximately 12 percent - were violent offenses. This was a decrease from 1,439,480 from 2001. As in previous years, aggravated assaults accounted for the largest share of the violent crime distribution, 62.7 percent. Robbery made up 29.5 percent of the total; forcible rape, 6.7 percent; and murder, 1.1 percent.<sup>4</sup> The rate of violent offenses per 100,000 inhabitants decreased 2 percent nationally in 2002 to 494.6 from 504.5 in 2001.<sup>5</sup> A study of clearances among juveniles revealed that persons under age 18 accounted for 11.9 percent of violent crime clearances and 20.3 percent of property crime clearances.<sup>6</sup>

The *Uniform Crime Report* (UCR) Program collects data on the weapons used to commit murder, robbery, and aggravated assault. During 2002, such personal weapons as hands, fists, feet, etc were the predominant weapons used and were indicated in 31.2 percent of violent offenses, **firearms were used in 26.8 percent** (up from 26.2 percent in 2001), and knives or cutting instruments were used in 14.9 percent.<sup>7</sup>

According the Bureau of Alcohol Tobacco, Firearms, and Explosives (ATF), the single most frequent age of crime gun possessors in 1999 was 19, followed closely by ages 20 and 18. There was a significant increase in the number of traces from 131 at age 13 to 2,204 at age 19. Each year, more than 14,000 crime guns are recovered from individuals between the ages of 18 and 24, the peak years for being a crime gun possessor. The number of crime gun trace requests drops steadily from 1,699 at age 24 to 895 for possessors at age 30, and at the age of 50, there were only 298 trace requests.<sup>8</sup>

---

<sup>1</sup> Crimes in the "Crime Index".

<sup>2</sup> Page 9.

<sup>3</sup> *Crime in the United States 2002*, Page 13.

<sup>4</sup> *Crime in the United States 2002*, Page 15.

<sup>5</sup> *Crime in the United States 2002*, Page 15.

<sup>6</sup> *Crime in the United States 2002*, Page 11.

<sup>7</sup> *Crime in the United States 2002*, Page 16.

<sup>8</sup> *Crime Gun Trace Reports* (1999). Bureau of Alcohol, Tobacco, Firearms, and Explosives. Page 6. 1999 is the last year for which gun trace data is currently available.

According to the ATF, among the trace requests for which the possessor’s age was known, adult possession accounted for almost 57 percent of the trace requests, **youth possession accounted for 34 percent, and the juvenile category accounted for over 9 percent.** Note the following table which was taken from the Bureau of ATF’s report:<sup>9</sup>

**Age Group of Crime Gun Possessor**

Trace Requests for which Possessor’s Age can be determined		40,730	100.0%
Crime Gun Trace Requests with:			
Juvenile Possessor	(Ages 17 & Under)	3,790	9.3%
Youth Possessor	(Ages 18 – 24)	13,838	34.0%
Adult Possessor	(Ages 25 & Older)	23,102	56.7%

**Interestingly, most crime guns are not possessed by their first purchasers.** In about 89 percent (19,196 of 21,594) of the trace requests where the crime gun possessor and the purchaser are known, they are not the same individuals. There is little variation by firearm type. This shows the importance of a full investigation of the chain of possession of crime guns.<sup>10</sup>

Historical research has documented a theoretical correlation between depressed levels of education,<sup>11</sup> social isolation,<sup>12/13</sup> unemployment,<sup>14/15</sup> low socioeconomic status,<sup>16/17</sup> and confirmed instances of various types of violence. In other words, in places where people are socially isolated, under educated, and poor, there seems to be disproportionately more robbing, raping, pillaging, and murdering. Added to that research are more findings that strongly suggest that children reared in antisocial families may simply observe and imitate the undesirable behavior and attitudes of their parents.<sup>18</sup>

A generation ago, in an effort to determine if social class was related to the development of criminal behavior, a large-scale study was conducted with a well-documented sample of 3,421 subjects. The researchers found that social class of the family of origin was indirectly related to later criminality, with education as the mediating experience: low education was strongly related to adult criminality, and social class was directly related to educational attainment.<sup>19</sup>

Contemporary criminals have evolved into a “different breed” from what they had been prior to about 1960. Obviously, they are still deviant, but their *motivators* seem to have changed. During the early 1960s a number of investigators noted the growing prevalence of individuals who committed criminal acts pri-

<sup>9</sup> *Crime Gun Trace Reports* (1999). Bureau of Alcohol, Tobacco, Firearms, and Explosives. Page 6.  
<sup>10</sup> *Crime Gun Trace Reports* (1999). Bureau of Alcohol, Tobacco, Firearms, and Explosives. Page 8.  
<sup>11</sup> *Abnormal Psychology and Modern Life, Seventh Edition* by Coleman, Butsher, and Carson. Published by Scott, Foresman and Company. Note: Quotation states that social class influences level of education, which is related to crime. Page 262.  
<sup>12</sup> *Child Development, Fifth Edition*, by Salkind and Ambron. Published by Holt, Rinehart, and Winston 1987. Page 271.  
<sup>13</sup> *Human Development, Fourth Edition*, by Craig. Published by Prentice-Hall 1986. Page 339.  
<sup>14</sup> *Child Development, Fifth Edition*, by Salkind and Ambron. Published by Holt, Rinehart, and Winston 1987. Page 269.  
<sup>15</sup> *Human Development, Fourth Edition*, by Craig. Published by Prentice-Hall 1986. Page 339.  
<sup>16</sup> *ibid.* Page 338.  
<sup>17</sup> *Abnormal Psychology and Modern Life, Seventh Edition* by Coleman, Butsher, and Carson. Published by Scott, Foresman and Company. Note: Quotation states that social class directly influences level of education which is related to crime and thereby indirectly impacts criminal behavior. Page 262.  
<sup>18</sup> *ibid.* Page 262.  
<sup>19</sup> *ibid.* Page 262.

marily for ego-satisfaction and “kicks”. A thrill is derived from performing some taboo act – usually a senseless act of violence – which serves to intensify the present moment, clearly differentiating it from the routine of daily life. Whereas professional criminals carefully calculate their acts, usually with an eye on material gain with minimum risk, this new criminal type commits violent acts on impulse, simply because it “makes [him] feel good”. As one youth was quoted as saying after a gang killing,

“If I would of got the knife, I would have stabbed him. That would of gave me more of a build-up. People would have respected me for what I’ve done and things like that. They would say, ‘There goes a cold killer’”

Typically, the illegal acts of such criminals are spontaneous and unpremeditated; in most cases there is no evidence that they even had prior contact with their victims. Even when they participate in planned criminal acts, they are still interested primarily in kicks. Unlike most other criminals, they seek no gain other than the pleasure to be derived from the criminal act itself.<sup>20</sup>

Recently still, another group of criminals has emerged, who now constitute a large segment of today’s prison population. As one researcher described them,

“They are mostly losers, mostly poor... Their chief crime, in Huey Newton’s memorable phrase, is being ‘illegitimate capitalists,’ unemployables whose only hope of enjoying the good things of life is in ripping off the system.”

Admittedly the causes of violence and other forms of crime in the United States are both complex and varied. But as a former United States Attorney general has pointed out,

“Much crime develops from poverty and deprivation. Most victims of crime are the poor themselves...”<sup>21</sup>

Research supports the finding that narcotics dependence tends to develop in association with psychopathic personality and other psychopathology. However it is noted that one must distinguish between personality traits present before and after addiction, for the high incidence of psychopathology among narcotics addicts may in part result from rather than precede, the long-term effects of addiction. With time, young addicts withdraw from the wider culture into a more isolated drug culture and tend to abandon scholastic and athletic endeavors. While feeling progressively isolated from the broader culture, they experience a bolstering of their feelings of group belongingness by continued association with the addict milieu. At the same time they tend to revolt against constituted authority and conventional values as a device for alleviating personal anxieties and tensions.<sup>22</sup>

According to the *Broken Window Theory* of criminal causation, an area that has *some* crime tends to attract more crime, simply because it has a little. The theory is so named because a study of homes and buildings reveals that structures with one broken window tends to get more windows broken out extremely disproportionately as compared to surrounding structures without broken windows. In other words, a structure

---

<sup>20</sup> Abnormal Psychology and Modern Life, Seventh Edition by Coleman, Butsher, and Carson. Published by Scott, Foresman and Company. Page 266.

<sup>21</sup> *ibid.* Page 266.

<sup>22</sup> *ibid.* Page 426.

with a broken window seems to be a magnet for rocks. Areas that have criminal activity have been described in the same way.<sup>23</sup>

### United States<sup>24</sup>

Firearm violence is a criminal act that entails an offender who uses a firearm in an act of violence against another person or a group of people. Firearm violence includes murder, robbery, intimidation, simple assault, aggravated assault, and sexual assault. Among rich countries, with 30,419 firearm related deaths reported in 1998, or 11.3 per 100,000 people, the United States far surpasses any other country in firearm related deaths.<sup>25</sup> That compares with 83 gun-related deaths in Japan and 197 in the United Kingdom during the same period, with rates of 0.1 and 0.3 per 100,000 persons, respectively. The same report states that during the period studied, guns killed more women in the U. S. than all other weapons combined.<sup>26</sup> In 2001, firearms were involved in 26.2% of violent incidents. In 2002, the figure was 26.8%.<sup>27</sup> Gun violence has become a national dilemma, with a crime of this type occurring 1,047 times per day - or on average, once every 82.5 seconds - in the United States.<sup>28</sup> In 2001, 63.4% of all murders in the U. S. were committed with firearms. There are an estimated 250 million guns in existence in the United States, roughly one weapon per every adult in society.<sup>29</sup> Guns that are kept in homes for personal protection are 23 times more likely to be used to kill a friend or family member. In 1999, more than 10,000 people in the United States were murdered with guns. Forty-one of the 42 police officers killed in that year died from gunshot wounds. In 1999, guns were involved in more than one in three of the one million violent crimes reported.<sup>30</sup> Instead of the difficulties being addressed before they can further develop, law enforcement agencies are usually left to handle shooting cases only after someone has been injured. At this point, the officers themselves are at risk due to the volatile nature of the situation. Fear of these types of crimes impact virtually every one of us in some way.

### The Southern States

The data for the southern states is more distressing than the data for the United States as a whole and the numbers indicate that something must be done to decrease the occurrence of gun violence in the South and prevent further criminal acts that result from this violence. In 2002, the South, with 35.8 percent of the country's inhabitants, was the region with the most population. Accordingly, it also had the highest volume of Crime Index Offenses, an estimated 41.1 percent.<sup>31</sup> This was a 0.1 percent rise from 2001. In 2002, the rate of Crime Index<sup>32</sup> offenses per 100,000 individuals in the Southern region was 4,721.9, the

---

<sup>23</sup> Preventing Crime. What Works, What Doesn't, What's Promising. By University of Maryland, Department of Criminology and Criminal Justice. (U.S. Department of Justice Office of Justice Programs.) Page 8-4.

<sup>24</sup> This section does not include murder and nonnegligent homicides that occurred as a result of September 11, 2001 events.

<sup>25</sup> The Wall Street Journal. *Study Finds Violence Takes 1.6 Million Lives A Year*. October 3, 2002. Page D-5.

<sup>26</sup> *ibid.*

<sup>27</sup> *Crime in the United States*, United States Department of Justice, Federal Bureau of Investigation. 2001 Page 16 & 2002 Page 16.

<sup>28</sup> *Crime in the United States 2002*, United States Department of Justice, Federal Bureau of Investigation. Pages 15 and 16. Based upon a total of 1,426,325 murders, nonnegligent manslaughters, forcible rapes, robberies, and aggravated assaults X 26.8%

<sup>29</sup> "Kids and Guns" video aired May 21, 1999, on ABC News. Hugh Downs and Barbara Walters.

<sup>30</sup> *Project Safe Neighborhoods abstract*. Downloaded January 28, 2003 from [www.projectsafeneighborhoods.gov/crime.asp](http://www.projectsafeneighborhoods.gov/crime.asp)

<sup>31</sup> *Crime in the United States*, United States Department of Justice, Federal Bureau of Investigation. 2002. Page 16.

<sup>32</sup> The Crime Index is made up of the violent crimes of murder and nonnegligent manslaughter, forcible rape, robbery, and aggravated assault and the property crimes of burglary, larceny-theft, and motor vehicle theft. The "Modified Crime Index" includes arson.

highest estimated rate among the regions.<sup>33</sup> In 2002, the southern states had 571.0 violent crimes per 100,000 persons and were also the highest in the violent crime category. The violent crime rate was 12% higher than the number two section (western states) and 15% higher than the national average. For 2002, the south experienced a 2 percent decrease from the 2001 violent crime rate, however the South's murder rate increased slightly to 6.8 murders per 100,000 inhabitants, up 0.7 percent from 2001. An estimated 158,143 (26.8%) of the total estimated number of violent crimes (590,086) were committed with firearms.<sup>34</sup>

## **The State of South Carolina**

In 2002, the state of South Carolina had 822.0 violent crimes per 100,000 population. This was 44% worse than the rate for the other southern states (571.0) and 66% worse than the overall average for the United States (494.6).<sup>35</sup> In calendar year 2002, of all states, including Puerto Rico and the District of Columbia, South Carolina had the second highest violent crime rate in the United States. Only Washington, DC has a higher violent crime rate than South Carolina.<sup>36</sup> Of the 33,761 violent crimes<sup>37</sup> committed in South Carolina in 2002, roughly 9,048 (or 26.8%) were committed by persons armed with a firearm.

## **The City of Anderson South Carolina**

The City of Anderson, South Carolina is located approximately half way between Atlanta, Georgia and Charlotte, North Carolina, three miles east of interstate 85 near the base of the Blue Ridge mountains and has city, county, and state government offices, as well as a federal courthouse, a major hospital, six public schools, a four-year college, and a two-year community college. Anderson City, with an area of 15 square miles and a population<sup>38</sup> of approximately 26,120, which temporarily "spikes" to an estimated 110,000 some days during the year, is the county seat. Individuals come into Anderson from the surrounding counties in South Carolina and northeast Georgia to work, transact business, and shop at the many outlets as well as the mall. Many citizens come into the city from the county of Anderson on a daily basis in order to engage in commerce and trade as well as interact with the various government agencies available.

### **Mindset Predisposed Toward Violence**

In the late 19<sup>th</sup> and early 20<sup>th</sup> century the city developed into what was to become the center of a major textile manufacturing area. The people who first settled and worked in what is now Anderson City had been farmers in the southern-planter class whose culture evolved into that of working class blue-collar mill employees. Ordinarily, the typical factory workers' level of education was below average and their dropout rate was high. It was common for these people to exit the educational system while still in grammar school. The factory owners encouraged these types of people to work in their plants because, even though the mill was dirty, the hours were long, and the work was hard, these people were excellent employees and worked benevolently in order to avoid having to return to a life of starvation on the farmstead.

A significant problem area for the planter class as they evolved into the working class was that prior to leaving their farms, they had been accustomed to living their lives in a less social manner and with fewer societal constraints than their educated, middle-class, and urban contemporaries. Because of a value system that favors immediate gratification over long-term development, the planter/working class has tended

---

<sup>33</sup> *Crime in the United States 2002*, Page 10.

<sup>34</sup> *Crime in the United States*, United States Department of Justice, Federal Bureau of Investigation. 2002. P 16.

<sup>35</sup> *Crime in the United States*, United States Department of Justice, Federal Bureau of Investigation. 2002. Pps 12, 15, & 86.

<sup>36</sup> *Crime in the United States*, United States Department of Justice, Federal Bureau of Investigation. 2002. Pps 78-86.

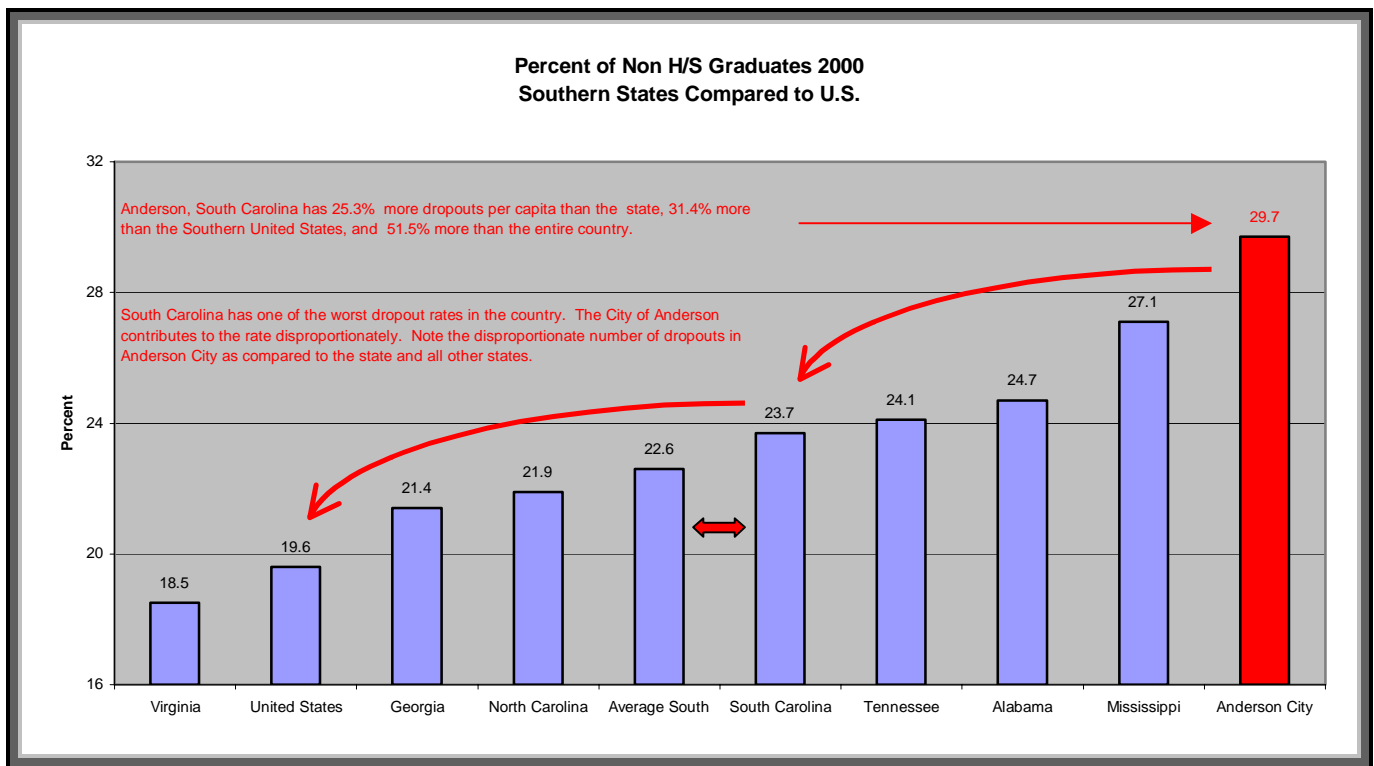
<sup>37</sup> *Crime in the United States*, United States Department of Justice, Federal Bureau of Investigation. 2002. 26.8 % as per P 16.

<sup>38</sup> *Crime in the United States 2002*. Page 157.

to disdain education and drop out of school prematurely to seek employment in factory jobs and other types of menial labor. This mind-set and social class, which has been correlated with elevated levels of violence in numerous academic studies, has been proliferated throughout the successive generations and continues to the present. From all observations, it appears that even though the manufacturing business has subsided tremendously, the class culture of the descendents of the planter class (present day working class) has remained intact.

Approximately 29.7% of Anderson City’s population has less than a high school diploma.<sup>39</sup> That is a 25.3% higher dropout rate than South Carolina, 31.4% more than the average for the south, and a 51.4% higher rate than the United States. Applying the theory of a correlation between low education level and violence, it naturally follows that Anderson City’s higher drop out rate leads to an increased gun violence rate for Anderson City as compared to the rest of the nation as these non-intellectual individuals tend to solve problems with violence as opposed to reason.

The following chart representing persons 25 years old and older depicts the percent of people per capita in different areas of the country that have less than a high school diploma (or its equivalent). The chart explicitly compares Anderson City to South Carolina, the Southern states, and the U. S. as a whole.<sup>40</sup>



Given the high number (per capita) of individuals in Anderson, South Carolina (compared to the state and the United States as a whole) who drop out of school before receiving their diploma, it naturally follows that the rate of violence will conform to a similar trend. This conclusion is in keeping with one of the ac-

<sup>39</sup> Census 2000. Data is for persons 25 and over.

<sup>40</sup> Data taken from *Statistical Abstract of the United States*, 119<sup>th</sup> edition. Data is for 1998. Page 171.

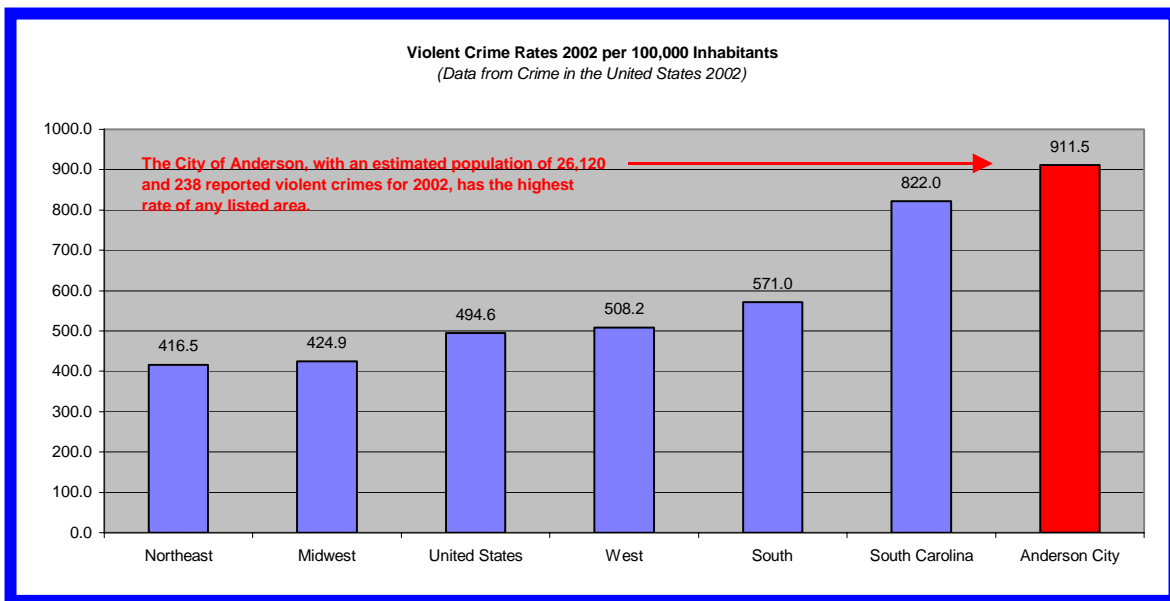
cepted theories of [gun] violence, which states that anti-social behavior may be correlated with educational level.<sup>41</sup>

Concerning the theory that income level is correlated with victimization in crimes of violence, the latest income based data that is available is from 1997.<sup>42</sup> The rate of victimization in violent crimes nationwide was 39.2 per 1,000 persons for all violent crimes. The highest rate per 1,000 persons (71.0) was observed in households with an annual income less than \$7,500. The lowest rate per 1,000 (30.7) was in households where income exceeded \$75,000.

Considering that there are 26,120 persons living in the city of Anderson, which has a theoretical violent crime rate of 40.1 per 1,000, there should hypothetically be approximately 1,047 violent crimes per year in the city. During 2002 there were 238 known violent offenses in the city.<sup>43</sup> That means that the city potentially had 4.4 violent crimes committed for each one that was reported to the police (i.e. 809 violent crimes including simple assault went unreported).

Violent Crime in Anderson City

As previously mentioned, firearm violence is rampant in Anderson City. The city of Anderson exceeds the violent crime rate of the state, region, and country. The actual violent crime rate and the overall trend is upward as one focuses closer to Anderson City. The following chart depicts the seriousness of violence in Anderson City and its relative difference to the rest of the country.<sup>44</sup>



<sup>41</sup> Abnormal Psychology and Modern Life, Seventh Edition by Coleman, Butsher, and Carson. Published by Scott, Foresman and Company. Page 262.

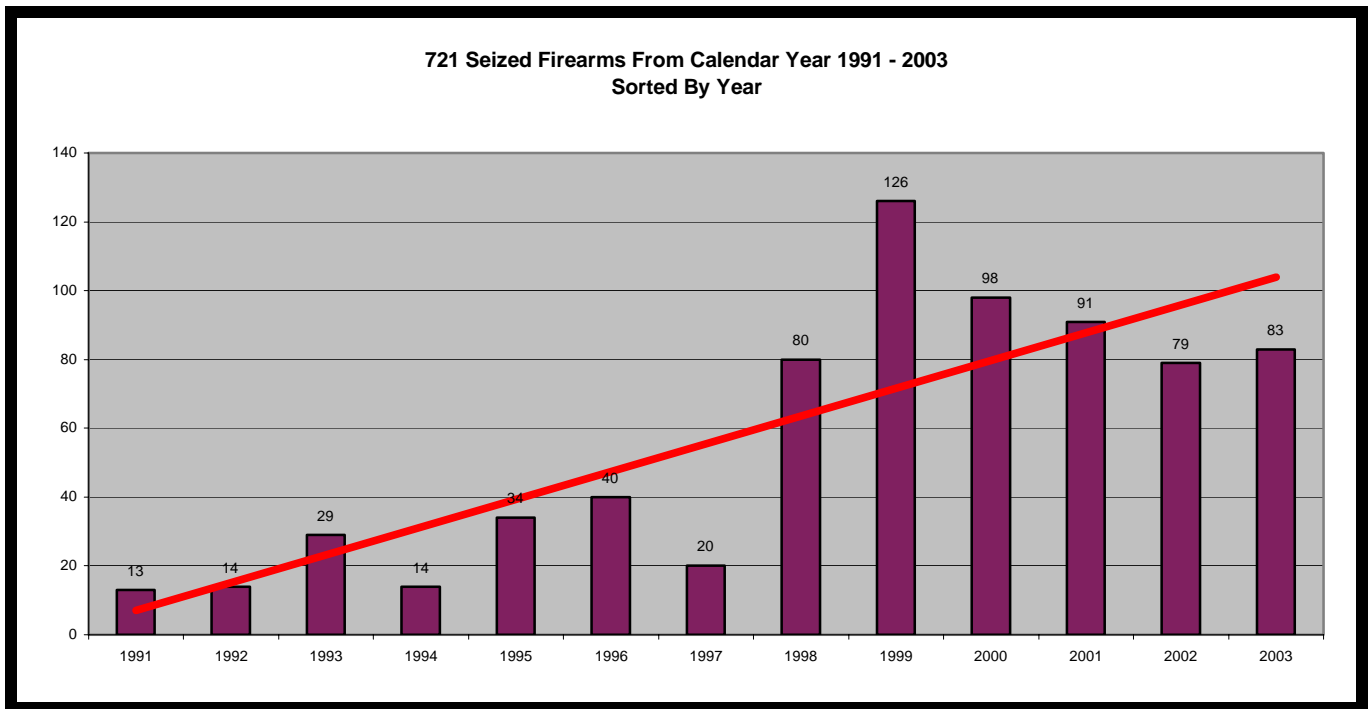
<sup>42</sup> The last year for which data was available was 1997 and it includes data for “simple assault” which would be classified as CDV if it involved family. Data source is for persons 12 years old and older and taken from the *Statistical Abstract of the United States*, 119<sup>th</sup> edition. Page 220.

<sup>43</sup> Crime in the United States 2002. Page 157.

<sup>44</sup> Data for all areas is found in *Crime in the United States 2002*, United States Department of Justice, Federal Bureau of Investigation. Pages 12, 15, 86, and 157 respectively.

Law Enforcement recognizes the necessity of aggressively removing *illegal weapons* from the public domain. As addressed in this paper the term *illegal weapons* will be limited to firearms only. “Illegal” weapons include firearms possessed by persons who are prohibited by law from possessing them. An example would be a convicted felon. The term also includes weapons that are used during the commission of another crime – armed robbery, rape, murder, drug dealing, and all assaults including intimidation, etc.

During Spring 2003, the City of Anderson Police Department conducted a study of seized weapons (firearms) and reported the total number at that time<sup>45</sup> to be 683, with 625 seized since 1990. That was incorrect. The calendar year cut-off should have been 1991 and the actual number of weapons seized since calendar year 1991 should have been reported as 635, not 625. Those firearms were confiscated from individuals because the city’s law enforcement personnel determined that the possession of a firearm by a particular individual was a crime – in and of itself - and/or the violator carried the weapon while he committed another crime. The seized firearms do not include weapons that were seized and later returned to their owners because the legal action was dismissed and/or plea-bargained. In calendar year 2003, 86 additional firearms were turned into inventory. Those 86 firearms included 83 from 2003, and one each from the calendar years 1996, 2001, and 2002. These 86 additional firearms bring the total number of firearms seized by the Anderson City Police (and currently listed in inventory) since 1991 to 721. In addition, during 2003, 183 weapons in inventory from “old cases” from at least as far back as 1991 were inventoried and destroyed. These 183 weapons were not previously counted and the specific year they were seized was unknown on many of them. Because of the unknown year of seizure, those numbers (183) are not counted in the number of firearms seized per year but, added to the 722 seized from 1991 – 2003, brings the total number to 905. The following chart depicts the number of illegally seized weapons in the City of Anderson since 1991:



As depicted by the trend line in the above chart, the overall movement of the number of illegally confiscated weapons in Anderson City is upward. After confiscation, many of these weapons are determined to be stolen. However, polling of officers indicates that many – if not most – of the firearms are purchased

<sup>45</sup> Through the end of calendar year 2002.

illegally. City of Anderson Narcotics officers report that convicted felons - who are prohibited by state law from possessing firearms - illegally possess many of the weapons that narcotic investigators are encountering on drug raids. Furthermore, these officers believe that third-party individuals legally purchased the weapons and forwarded them on to the previously convicted felons. This belief is supported by information supplied to the investigators via anonymous informants. Furthermore, law enforcement officers report that it often seems that after the phony (“straw”) purchasers forward the weapons to their customers, the purchasers will report the weapon as having been stolen to cover themselves should the weapon ever be used in a crime and traced back to them. According to officers, many criminals are acquiring weapons this way.

Along with the huge increase in illegally possessed firearms in Anderson City between 1991 and 2002, the size and firepower of confiscated illegal weapons evolved substantially. In 1991, there was only one “long-barrel” (illegal) weapon seized and that was a 12-gauge shotgun. All the other weapons were handguns: two .22s, six .25s, two .32s, and two .38s. In 1999, there were twenty-five 22-caliber handguns confiscated. The seizures of that type of weapon alone were more than double the number of all the illegal weapons taken in 1991. Of the handguns seized during 1999, in Anderson City, 46 exceeded the firepower of the largest handguns that were seized in 1991. The numbers are as follows: twenty-four 9mms, one .40 cal, one .44, four .45s, five .357s, and eleven .380s. In addition to that, in 1999, sixteen long barrel weapons were seized including six 12-gauge shotguns, two 20-gauge shotguns, and three 410-gauge shotguns. Along with the shotguns, five high-powered rifles were taken: one 6.35, one 7.65, and three 30-30s. In 1999, the number of seized long-barrel guns exceeded the number of all weapons of all types that were seized a decade earlier in 1991.

According to an analysis performed by departmental personnel, it appears that people who possess firearms are constantly procuring more weapons, with more firepower (they fire stronger rounds and more of them), and the weapons are considerably more expensive than the relatively cheap small caliber handguns of yesterday. By 2002, 44 of the 78 seized weapons (56%) were shotguns, high-powered rifles, or handguns that exceeded the caliber of the largest caliber handguns that was seized in 1991.

In 2003 the following quantities and types of firearms were confiscated:

<u>Cal.</u>	<u>#</u>	<u>Cal.</u>	<u>#</u>	<u>Cal.</u>	<u>#</u>	<u>Cal.</u>	<u>#</u>	<u>Cal.</u>	<u>#</u>
7.62	2	20	1	30	2	40	3	223	1
9	10	22	12	32	3	44	1	357	2
12	5	25	12	38	8	45	6	380	15

During FY03 (July1, 2002 – June 30, 2003) the police department answered 34,189 calls for service and documented 3,985 criminal incident reports<sup>46</sup> including 1 murder, 6 rapes, 4 arsons, 45 aggravated assaults, 43 robberies, 128, motor vehicle thefts, 207 larceny-thefts, and 297 burglaries.<sup>47</sup> A substantial number of these offenses resulted in physical arrests and seizures of handguns, shotguns, and rifles. Apprehension(s) of individuals who commit these types of crimes have a high probability of quickly becoming violent.

In addition to the aforementioned criminal activity, during FY03 department officers also addressed calls for service involving 26 shooting assaults, 64 chases, 89 “men with gun(s)”, 344 fights in progress (excluding all other types of assaults), 438 non-shooting assaults, 891 civil disturbances, 2,117 calls investi-

<sup>46</sup> Fiscal Year 2003 City of Anderson Police Department Annual Report. Page 3.

<sup>47</sup> Fiscal Year 2003 City of Anderson Police Department Annual Report. Page 34.

gating suspicious person(s) and 2,109 arguments.<sup>48</sup> They also made 6,199 stops of “suspicious vehicles”. Added to the 21 shooting incidents that obviously involved firearms, people who are being chased will often “toss” a weapon as the police are pursuing. Many fights, assaults, and civil disturbances involved – at least initially – the threat of at least one of the participants using a firearm.

During March 2002, in the City of Anderson, a double murder was committed by a 12 year-old juvenile armed with a handgun. This act of firearm violence occurred in a residential neighborhood, in public, on a city street (sidewalk), and in broad daylight. The shooter actually had control of two weapons. The murder weapon was a .380 semi-automatic that he had taken from one of the victims shortly before killing both victims. The shooter had another weapon “stashed” in a separate location. That weapon was a 9mm semi-automatic that he had allegedly stolen from a car parked at the mall. The department was unable to determine the original source of the .380 murder weapon (where the victim procured that weapon), nor were we able to determine with reasonable accuracy who the 9mm was stolen from. When the weapons were located, the homicide detectives assigned to the Investigative Services Division (ISD) to investigate this crime cleared both weapons. Those investigators report that the guns had full clips “with a round in the chamber”. That means the weapons were “locked and loaded” (i.e. ready to fire).

During FY 2003 the department’s narcotic division made 195 General Sessions (state court) criminal cases and 214 City Court criminal cases against known or suspected (potential) narcotics traffickers. Previous research conducted at the university level has documented a nexus between drugs, gangs, guns, and violence. In FY03, officers seized powdered cocaine worth \$3,510, Methamphetamines worth \$31,820, Assorted Pills worth \$1,094.50, Marijuana worth \$5,586.30, and \$32,890 worth of Crack-Cocaine. (All figures are “street value”) The suspects involved in these types of cases are typically ‘insulated’ by their isolation from society at large and constitute a subgroup quite similar to the antisocial personality type referred to earlier in the *Study of Cause and Effect* section. It is a logical inference that many persons in Anderson City are either involved in the drug trade or “Drugged UP”, two of the many factors determined by social researchers to be correlated with gun violence.

**II. EXISTING EFFORTS and CURRENT RESOURCES**

During FY 2003, in the City of Anderson, South Carolina, there were a total of 3,985 criminal incident reports turned in, 2,837 total charges filed, and approximately 1,040 cases referred to the ISD for investigation.<sup>49</sup> Excluding two grant-funded CDV investigators and a Child/Elder Abuse Investigator, there were six investigators handling caseloads. The CDV investigators and Child/Elder Abuse Investigator investigated a total of 309 cases (282 and 27 respectively). In FY 2003, the non-grant funded ISD investigators followed up on an average of 122 criminal cases.<sup>50</sup> (This does not include the 282 CDV (grant-funded) investigations, many of which involved the threatened or potential use of firearms.)

In addition to investigating personal and property crimes, the ISD spends a corresponding amount of time in court. This reduces their available time to pro-actively follow up on criminal activity and reports involving the use of weapons. With the current resources, investigators are available to address a criminal act only after it has occurred and someone has been injured or killed. Due to the continuous influx of violent

---

<sup>48</sup> All figures are for “distinct and separate” calls-for-service.

<sup>49</sup> Fiscal Year 2003 City of Anderson Police Department Annual Report. Pages 3 and 36. The 878 cases referred to do not include Criminal Domestic Violence, Child and Elder Abuse, or White Collar Crime.

<sup>50</sup> (1,040-309)/6 = 121.83.

and property crime reports it would be virtually impossible for the existing number of investigators to increase the amount of investigations performed or for them to increase the number of charges filed.

According to the South Carolina Attorney General’s protocols for law enforcement:

“Prosecution is the formal expression of social norms. If these crimes are to stop, those who commit abuse must be prosecuted; if they are not, they are given tacit permission to continue. Unless there is prosecution following arrest, law enforcement is a fiction. Only the prosecutor and judge may exercise continuing authority over an arrested defendant.”<sup>51</sup>

In an attempt to stretch limited resources as far as possible and investigate, apprehend, and prosecute a maximum number of criminal violators, the department actively participates and cooperates in various mutual aid agreements with other law-enforcement agencies in the upstate of South Carolina and the federal government. If funding is approved, the Firearm Violence Investigative Unit will continue to work closely with these entities as well as the Victim’s Advocate, School Resource Officers, the City Court, General Sessions Court, and Federal Prosecutors, as well as other agencies that work with individuals who have interaction with persons involved in gun violence, whether as a victim or as an offender.

**III. CONCLUSION**

Anderson, South Carolina has a higher per capita rate of non-educated people than the average for the United States, the southern region of the United States, or the state of South Carolina. Anderson also has comparably less household earnings. These two factors contribute disproportionately to and are correlated with increased levels of violence observed in Anderson as compared to the rest of the nation. Added to this is the fact that persons of low socioeconomic status disproportionately inhabit Anderson City. That class of people tends to value firearms more strongly than persons of higher socioeconomic status. They also seem to acquire firearms at higher rates than the “average” citizen and carry those weapons “on their person” more often. This class of people does not limit itself to procuring firearms through legitimate channels.

The severity of gun violence incidents in the United States, South Carolina, and Anderson City is rising. Contemporary shooters are carrying weapons that have an ever-increasing capacity of ammunition and stronger firepower. When attacks occur, *more people are killed faster* than a decade ago. Statistics indicate that proactive measures must be taken or there will be an annual increase in the number of people who lose their lives through incidents of gun violence. South Carolina continues to remain at or near the top of the list of states wherein people are victimized by gun violence and Anderson City contributes disproportionately to the numbers.

Based upon our model theory for gun violence which demonstrates an estimated 809 unreported violent crimes in the City of Anderson, approximately 26.8% of which involves firearms in some way, it appears that approximately 217 gun related violent incidents went unreported in calendar year 2002. Work-study analysis of the City of Anderson Police Department Detective Unit indicates that when functioning at or near 100% efficiency, individual investigators can build and prosecute 63 - 96 cases per year<sup>52</sup>. To go after and prosecute *all* potential gun violence cases, follow up on reports of guns used to perpetuate violence and

---

<sup>51</sup> Excerpt from handbook titled *S.T.O.P. VIOLENCE AGAINST WOMEN PROGRAM PROTOCOLS FOR LAW ENFORCEMENT & PROSECUTORS* Disseminated by Attorney General Charlie Condon’s office. Page 1.

<sup>52</sup> Analysis bases upon FY 2000 and FY 2001. Actual number within range depends upon type of crime and whether or not the crime is tried in City Court or General Sessions Court.

## PROGRAM NARRATIVE

civil disturbances, seize the affected weapons, and trace all seized weapons would require several additional investigators. Although the City of Anderson currently has one grant-funded investigator assigned specifically to crimes involving gun-violence, the City of Anderson cannot afford to increase the number of these types of investigators with existing municipal funding. Police Department funding through the general revenue is projected to stay at its current level for at least two more years thus precluding the department from adding additional personnel without outside funding. Funding for a two-person Firearm Violence Investigative Unit will result in a higher clearance rate for Gun Violence cases in fiscal year 2005 and reduce future occurrences, as the investigators will be removing excess illegal weapons from society, following up on and prosecuting straw purchasers, and – expectantly – prosecuting illegal distributors and legitimate dealers who sell weapons illegally. The projected increase in firearm violence prosecutions and convictions would expectedly cause a future decrease in acts of gun violence.

